



# Search for a common baryon source in high-multiplicity pp collisions at the LHC

ALICE Collaboration\*



## ARTICLE INFO

### Article history:

Received 21 April 2020

Received in revised form 16 September 2020

Accepted 5 October 2020

Available online 8 October 2020

Editor: M. Doser

## ABSTRACT

We report on the measurement of the size of the particle-emitting source from two-baryon correlations with ALICE in high-multiplicity pp collisions at  $\sqrt{s} = 13$  TeV. The source radius is studied with low relative momentum  $p$ - $p$ ,  $\bar{p}$ - $\bar{p}$ ,  $p$ - $\Lambda$ , and  $\bar{p}$ - $\bar{\Lambda}$  pairs as a function of the pair transverse mass  $m_T$  considering for the first time in a quantitative way the effect of strong resonance decays. After correcting for this effect, the radii extracted for pairs of different particle species agree. This indicates that protons, antiprotons,  $\Lambda$ s, and  $\bar{\Lambda}$ s originate from the same source. Within the measured  $m_T$  range (1.1–2.2) GeV/ $c^2$  the invariant radius of this common source varies between 1.3 and 0.85 fm. These results provide a precise reference for studies of the strong hadron–hadron interactions and for the investigation of collective properties in small colliding systems.

© 2020 CERN for the benefit of the ALICE Collaboration. Published by Elsevier B.V. This is an open access article under the CC BY license (<http://creativecommons.org/licenses/by/4.0/>). Funded by SCOAP<sup>3</sup>.

## 1. Introduction

Correlation techniques have been used in particle physics since the 1960s [1]. Significant theoretical progress has been made to relate two-particle correlations at small relative momenta to the study of the space-time properties of the particle-emitting source and the final state interactions between the two particles [2,3]. Eventually, these methods were used to study the source size, also referred to as Hanbury Brown and Twiss (HBT) radius, created in heavy-ion collisions [4–14]. Collective effects such as hydrodynamic flow introduce position-momentum correlations to the particle emission, and hence modify the source radii in heavy-ion collisions at LHC energies [5]. In these systems, the decrease of the measured source radii with increasing pair transverse momentum  $k_T = |\vec{p}_{T,1} + \vec{p}_{T,2}|/2$ , where  $p_T$  is the transverse momentum of each of the particles, and the transverse mass  $m_T = \sqrt{k_T^2 + m^2}$ , where  $m$  is the average mass of the particle pair, is attributed to the collective expansion of the system created in the collision [5,15]. In this context, there are predictions of a common  $m_T$  scaling of the radius for different particle pairs, which are based on the assumption of the same flow velocities and freeze-out times for all particle species [16,17]. There also is experimental evidence that a common  $m_T$  scaling of the source radius is present for protons and kaons in heavy-ion collisions [18]. On the other hand, for pions the scaling seems to be only approximate [18,19], which could be explained by the larger effect of the Lorentz boost for lighter particles [16,18] but could also be influenced by the ef-

fect of feed-down from short-lived resonance decays. The radii obtained for Pb–Pb collisions at the LHC can be compared to the freeze-out volume obtained from statistical hadronization models [20] and are also essential ingredients for coalescence models [21–23].

Recent studies of high-multiplicity pp collisions reveal unexpected similarities to heavy-ion reactions when considering variables normally linked to collective effects, angular correlations, and strangeness production [24–27]. The hadronization in pp collisions is expected to occur on a similar time scale for all particles, and if a common radial velocity for all particles should be present, this would lead to a similar  $m_T$  scaling of the source size as measured for heavy-ion collisions. Unfortunately, the information regarding the  $m_T$  dependence of the source size measured in pp collisions is limited to low values of  $m_T$ , as the existing data are based on analyses carried out with  $\pi$ - $\pi$  and  $K$ - $K$  pairs. These studies point to a variation of the radius as a function of the event multiplicity and of the pair  $m_T$  [28–32]. However, aside a qualitative consideration of a  $\beta_T$  scaling [33], no quantitative description could be determined so far.

It is known that strongly decaying resonances may lead to significant exponential tails of the source distribution, which can influence in particular the measured  $\pi$ - $\pi$  correlations in heavy-ion collisions [34–37]. This effect is even more pronounced in small collision systems such as pp and p–Pb [38,39], and can substantially modify the measured source radii, not only for mesons, but for baryons as well. So far a solid modeling of the strong resonance contribution to the source function is still missing.

In this work, we present the first study of the source function with a quantitative evaluation of the effect of strong resonance

\* E-mail address: [alice-publications@cern.ch](mailto:alice-publications@cern.ch).

decays. The search for a common particle-emitting source is conducted employing data measured in high-multiplicity pp collisions at  $\sqrt{s} = 13$  TeV. The emission sources of protons and  $\Lambda$  baryons are studied using p-p and p- $\Lambda$  correlations as a function of the pair  $m_T$ . After correcting for the effect of strong resonance decays, the overall source size decreases significantly by up to 20% and the values extracted from the different pair combinations are in agreement. The common particle-emitting source described in this work will allow for direct comparisons of the source sizes to the ones resulting from theoretical models and the presence of collective phenomena in small colliding systems to be studied in a complementary way to analyses carried out so far [28–32,38,39]. These analyses concentrated on  $\pi$ - $\pi$  and K-K correlation studies in pp collisions, probing the  $k_T$  and  $m_T$  ranges of up to 1–1.5 GeV/ $c^2$  and observing a decrease of the source radius at higher  $m_T$ , with the measured radii reaching values even below 1 fm in the case of minimum bias events. The higher  $m_T$  range is only accessible with baryon femtoscopy.

Additionally, recent ALICE studies revealed that small collision systems, such as pp, are a suitable environment to study the interaction potential between more exotic pairs, like p- $K^-$ , p- $\Lambda$ ,  $\Lambda$ - $\Lambda$ , p- $\Sigma^0$ , and p- $\Xi^-$  [40–44]. The data of high-multiplicity triggered pp collisions at  $\sqrt{s} = 13$  TeV provides a significantly improved precision compared to the previously analyzed minimum bias data. Detailed studies of the interactions will be enabled by a precise knowledge of the size of the common source for particle emission, once corrected for the broadening due to the resonance decays, which depends on the pair type. Moreover, the effective source size is an important input for the modeling of coalescence and has consequences for the prediction of antimatter formation [21–23,45,46].

## 2. Data analysis

This paper presents measurements of the p-p,  $\bar{p}$ - $\bar{p}$ , p- $\Lambda$ , and  $\bar{p}$ - $\bar{\Lambda}$  correlation functions in high-multiplicity pp collisions at  $\sqrt{s} = 13$  TeV performed with ALICE [47,48]. The high-multiplicity trigger selected events based on the measured amplitude in the V0 detector system [49], comprising two arrays of plastic scintillators at  $2.8 < \eta < 5.1$  and  $-3.7 < \eta < -1.7$ . The threshold was adjusted such that the selected events correspond to the highest 0.17% fraction of the multiplicity distribution of all INEL  $> 0$  collisions. In such events, an average of 30 charged-particle tracks are found in the range  $|\eta| < 0.5$  [50], which constitutes an increase by a factor of about four with respect to the minimum bias data sample [42]. The V0 timing information was evaluated with respect to the LHC clock to distinguish collisions with the beam pipe material or beam-gas interactions.

The Inner Tracking System (ITS) [48] and Time Projection Chamber (TPC) [51] are the main tracking devices in ALICE. They cover the full azimuthal angle and the pseudorapidity range of  $|\eta| < 0.9$ . The solenoid surrounding these detectors creates a homogeneous magnetic field of  $B = 0.5$  T directed along the beam axis which defines the  $z$  direction. The spatial coordinates of the primary event vertex (PV) are reconstructed once using global tracks reconstructed with the TPC and ITS and once using ITS tracklets [47]. If both methods yield a vertex, the longitudinal difference between the two,  $\Delta z$ , is required to be less than 5 mm. The  $z$  component of the vertex, preferably determined by global tracks, has to lay within  $|V_z| < 10$  cm of the nominal interaction point to ensure a uniform detector coverage. Multiple reactions per bunch crossing are identified by the presence of secondary collision vertices [47]. Approximately  $10^9$  events fulfill the above requirements and are available for the analysis. The identification of protons and their respective antiparticles follows the complete set of criteria listed in Refs. [41,42]. Primary protons are selected in the transverse-mo-

mentum range between 0.5 GeV/ $c$  and 4.05 GeV/ $c$  within  $|\eta| < 0.8$ . Particle identification (PID) is performed by using the information provided by the TPC and the Time-Of-Flight (TOF) [52] detectors. The energy loss in the TPC gas is measured for each track, while the timing information of TOF is required for tracks with  $p > 0.75$  GeV/ $c$ . Particles are identified by a selection on the deviations from the signal hypotheses in units of the respective detector resolution  $\sigma_{\text{TPC}}$  and  $\sigma_{\text{TOF}}$ , according to  $n_\sigma = \sqrt{n_{\sigma,\text{TPC}}^2 + n_{\sigma,\text{TOF}}^2} < 3$ .

The distance of closest approach (DCA) to the PV is restricted to a maximum of 0.1 cm in the transverse plane and 0.2 cm in the  $z$  direction, in order to suppress weak decay products or particles created in interactions with the detector material. The composition of the sample is obtained following the methods described in [41]. For this purpose, events were generated with Pythia 8.2 [53] (Monash tune [54]), processed by GEANT3 [55], filtered through the ALICE detector response and subsequently handled by the reconstruction algorithm [48]. These simulations were used to estimate that the selected protons and antiprotons have a momentum-averaged purity of 99%. The fraction of primary and secondary contributions was estimated by a fit of templates of their individual DCA distributions from MC to the  $p_T$ -integrated measured distributions. This way the sample was found to consist of 82% primary particles. The remainder is due to weak decays of  $\Lambda$  ( $\Sigma^+$ ) baryons contributing with 13% (5%).

The  $\Lambda$  ( $\bar{\Lambda}$ ) candidates are selected following the procedures discussed in [41,42] by reconstructing the weak decay  $\Lambda \rightarrow p\pi^-$  ( $\bar{\Lambda} \rightarrow \bar{p}\pi^+$ ), which has a branching ratio of 63.9% [56]. The combinatorial background is reduced by requiring the distance of closest approach between the daughter tracks at the secondary vertex to be smaller than 1.5 cm. A straight line connecting the secondary vertex with the PV defines the trajectory of the  $\Lambda$  candidate. Primary  $\Lambda$  baryons are selected by requiring a cosine of the pointing angle (CPA) between the momentum vector of the  $\Lambda$  candidate and its trajectory to be larger than 0.99. The reconstructed daughter particle tracks are required to have an associated hit either in the Silicon Pixel Detector (SPD) or the Silicon Strip Detector (SSD) layers of the ITS or the TOF detector in order to use their timing information to reduce the remaining contributions from out-of-bunch pile-up. The proton-pion invariant mass distribution is fitted using the sum of a double Gaussian to describe the signal and a second order polynomial for the combinatorial background. In the  $p_T$  range between 0.3 to 4.3 GeV/ $c$ , the  $\Lambda$  and  $\bar{\Lambda}$  candidates are reconstructed with a mass resolution between 1.5 MeV/ $c^2$  and 1.8 MeV/ $c^2$ . Choosing a mass window of 4 MeV/ $c^2$  around the nominal mass [56] results in a  $p_T$ -averaged purity of 96%. Similarly to the case of protons, CPA templates of the primary and secondary contributions are generated using MC simulations. These and a production ratio between  $\Lambda$  and  $\Sigma^0$  of 1/3 [57–60], are used to decompose the sample of selected  $\Lambda$  and  $\bar{\Lambda}$  candidates. It is found to consist of 59%  $\Lambda$  baryons directly produced in the collision, while 19% originate from electromagnetic decays of a  $\Sigma^0$ . Additional contributions from weak decays of  $\Xi^-$  and  $\Xi^0$  amount to 11% each.

## 3. Correlation function

The observable in femtosopic measurements is the correlation function  $C(k^*)$ , where  $k^* = \frac{1}{2} \cdot |\mathbf{p}_2^* - \mathbf{p}_1^*|$  denotes the relative momentum of particle pairs and  $\mathbf{p}_1^*$  and  $\mathbf{p}_2^*$  are the particle momenta in the pair rest frame (PRF,  $\mathbf{p}_1^* = -\mathbf{p}_2^*$ ). It is computed as  $C(k^*) = \mathcal{N} \frac{A(k^*)}{B(k^*)}$ , where  $A(k^*)$  is the relative momentum distribution of correlated particle pairs, obtained from the same event, and  $B(k^*)$  the corresponding distribution of uncorrelated pairs. The latter is obtained by pairing identified particles of one event with particles from a different (“mixed”) event. In order to avoid

**Table 1**

Weight parameters of the individual components of the p–p and p– $\Lambda$  correlation function. Misidentifications of particle species X are denoted as  $\bar{X}$  and feed-down contributions have the mother particle listed as a sub-index. For the contributions in bold text, the correlation functions are modeled according to the interaction potential, while the others are assumed to be flat.

p–p		p– $\Lambda$			
Pair	$\lambda$ parameter (%)	Pair	$\lambda$ parameter (%)	Pair	$\lambda$ parameter (%)
<b>pp</b>	<b>67.0</b>	<b>p<math>\Lambda</math></b>	<b>46.1</b>	p $\Sigma^+$ $\Lambda_{\Xi^0}$	0.5
<b>p<math>\Lambda</math>p</b>	<b>20.3</b>	<b>p<math>\Lambda_{\Xi^-}</math></b>	<b>8.5</b>	p $\Sigma^+$ $\Lambda_{\Sigma^0}$	1.0
p $\Lambda$ p $\Lambda$	1.5	p $\Lambda_{\Xi^0}$	8.5	$\bar{p}\Lambda$	0.3
p $\Sigma^+$ p	8.5	<b>p<math>\Lambda_{\Sigma^0}</math></b>	<b>15.4</b>	$\bar{p}\Lambda_{\Xi^-}$	0.1
p $\Sigma^+$ p $\Sigma^+$	0.3	p $\Lambda_{\Lambda}$	7.0	$\bar{p}\Lambda_{\Xi^0}$	0.1
p $\Lambda$ p $\Sigma^+$	1.3	p $\Lambda_{\Lambda_{\Xi^-}}$	1.3	$\bar{p}\Lambda_{\Sigma^0}$	0.1
$\bar{p}p$	0.9	p $\Lambda_{\Lambda_{\Xi^0}}$	1.3	p $\bar{\Lambda}$	3.3
$\bar{p}p\Lambda$	0.1	p $\Lambda_{\Lambda_{\Sigma^0}}$	2.3	p $\Lambda_{\bar{\Lambda}}$	0.5
$\bar{p}p\Sigma^+$	0.1	p $\Sigma^+$ $\Lambda$	2.9	p $\Sigma^+$ $\bar{\Lambda}$	0.2
$\bar{p}\bar{p}$	0	p $\Sigma^+$ $\Lambda_{\Xi^-}$	0.5	$\bar{p}\bar{\Lambda}$	0

any bias due to acceptance and reconstruction effects, only those events are mixed, for which the difference between the positions of the vertex in  $z$  direction is less than 2 cm and the numbers of global tracks within  $|\eta| < 0.8$  differ by less than four. The normalization factor  $\mathcal{N}$  is calculated in the region  $k^* \in [240, 340]$  MeV/c, where no femtosopic signal is present and  $C(k^*)$  theoretically approaches unity. In the laboratory frame, the single-particle trajectories of p–p and  $\bar{p}$ – $\bar{p}$  pairs at low  $k^*$  are almost collinear and hence have a  $\Delta\eta$  and  $\Delta\varphi^* \sim 0$ . Here,  $\eta$  refers to the pseudorapidity of the track and  $\varphi^*$  is the azimuthal track coordinate measured at 9 radii in the TPC, ranging from 85 cm to 245 cm, taking into account track bending because of the magnetic field. Due to detector effects like track splitting and merging [18] the reconstruction efficiency for pairs in same and mixed events differs. In order to avoid a bias in the correlation function, a close-pair-rejection (CPR) criterion is applied by removing p–p and  $\bar{p}$ – $\bar{p}$  pairs fulfilling  $\sqrt{\Delta\eta^2 + \Delta\varphi^{*2}} < 0.01$ . For p– $\Lambda$  and  $\bar{p}$ – $\bar{\Lambda}$  pairs no rejection is considered.

A total number of  $1.7 \times 10^6$  ( $1.3 \times 10^6$ ) p–p ( $\bar{p}$ – $\bar{p}$ ) and  $0.6 \times 10^6$  ( $0.5 \times 10^6$ ) p– $\Lambda$  ( $\bar{p}$ – $\bar{\Lambda}$ ) pairs are found in the region  $k^* < 200$  MeV/c. The correlation functions of baryon–baryon pairs agree within statistical uncertainties with their antibaryon–antibaryon pairs [18,61]. Therefore in the following p–p denotes the combination of p–p  $\oplus$   $\bar{p}$ – $\bar{p}$  and accordingly for p– $\Lambda$ . The p–p and p– $\Lambda$  correlation functions were obtained separately in 7 and 6  $m_T$  intervals, respectively, chosen such that the total amount of particle pairs is evenly distributed.

The theoretical correlation function is related to the two-particle emitting source  $S(r^*)$  and wave function  $\psi(r^*, k^*)$  [5]. It can be written as

$$C(k^*) = \int d^3r^* S(r^*) |\psi(\vec{r}^*, \vec{k}^*)|^2, \quad (1)$$

where  $r^*$  is the relative distance between the particle pair defined in the PRF. When fitting this function to the data in this analysis, the free parameters are solely related to  $S(r^*)$ . The  $\psi(r^*, k^*)$  and the resulting  $C(k^*)$  can be determined with the help of the correlation analysis tool using the Schrödinger equation (CATS) [62]. The framework was developed in order to model the correlation function in small systems, where the strong interaction can give rise to a particularly pronounced correlation signal. Therefore,  $\psi(r^*, k^*)$  is precisely calculated as the numerical solution of the single-channel Schrödinger equation, such that additionally to quantum statistics and Coulomb interactions the strong interaction can be included via a local potential  $V(r^*)$ .

Residual correlations from impurities and feed-down of long-lived resonances decaying weakly or electromagnetically [34] are taken into account by calculating the model correlation function  $C_{\text{model}}(k^*)$  as

$$C_{\text{model}}(k^*) = 1 + \sum_i \lambda_i (C_i(k^*) - 1), \quad (2)$$

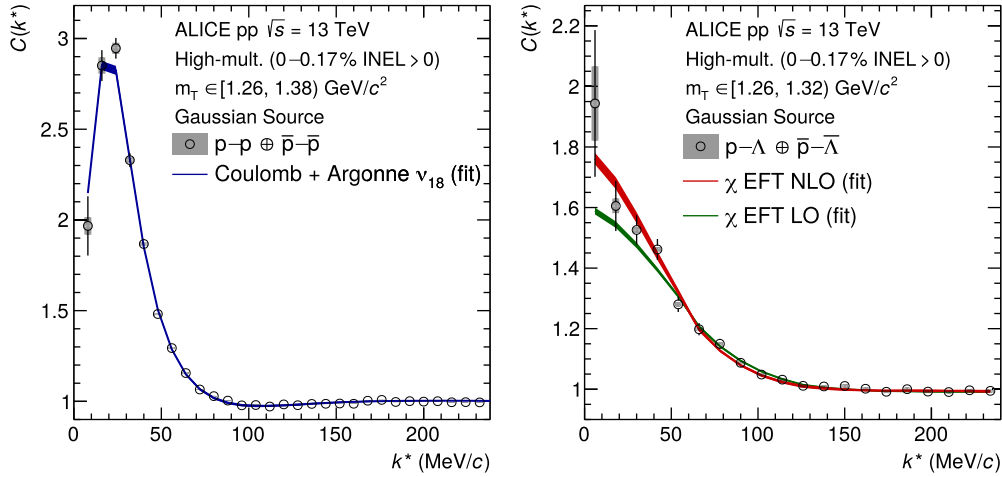
where the sum runs over all contributions and with the method discussed in Ref. [41]. In particular the weights  $\lambda_i$ , which are listed separately for p–p and p– $\Lambda$  in Table 1, are calculated from purity and feed-down fractions reported in Sec. 2.

To model the p–p (p– $\Lambda$ ) correlation function, residual correlations due to the feed-down from p– $\Lambda$  (p– $\Sigma^0$  and p– $\Xi^-$ ) pairs are explicitly considered, while all other contributions are assumed to be flat. The residual correlations are modeled with CATS assuming the same source radius as the initial particle pair and use theoretical descriptions of their interactions following Ref. [63,64] for p– $\Xi^-$  and Ref. [65–67] for p– $\Sigma^0$ . The models describing the p– $\Lambda$  interaction will be discussed later in this section. The contributions of these pairs to the p–p and p– $\Lambda$  correlation functions have to be scaled by  $\lambda_i$  and their signal smeared via a decay matrix [41,68] which is built according to the kinematics of the decay. Therefore, the residual signal of the initial pair is transformed to the momentum basis of the measured pair. Additionally, each contribution  $C_i$  is smeared to take into account effects of the finite momentum resolution of the ALICE detector. Except for the genuine correlations, these steps result in a  $C_i(k^*) \sim 1$  for all combinations, in particular due to the rather small  $\lambda$  parameters of most residual contributions as shown in Table 1. Either a constant or a linear baseline  $C_{\text{non-femto}}(k^*)$  is included in the total fit function  $C_{\text{fit}}(k^*) = C_{\text{non-femto}}(k^*) \cdot C_{\text{model}}(k^*)$ . The constant factor can, if necessary, introduce a slight correction of the normalization  $\mathcal{N}$ . The linear baseline function extrapolates any remaining slope of  $C(k^*)$  in the normalization region, which may arise due to energy and momentum conservation [41,69], to the femtosopic region. The default assumption is a constant, with  $C_{\text{non-femto}}(k^*) = a$ .

The source function  $S(r^*)$  is assumed to have a Gaussian profile

$$S(r^*) = \frac{1}{(4\pi r_0^2)^{3/2}} \exp\left(-\frac{r^{*2}}{4r_0^2}\right), \quad (3)$$

where  $r_0$  represents the source radius. The best fit to the p–p correlation function with  $C_{\text{fit}}(k^*)$  is performed in the region  $k^* \in [0, 375]$  MeV/c and determines simultaneously all free parameters, namely  $r_0$  and the ones related to  $C_{\text{non-femto}}(k^*)$ . The genuine p–p correlation function is calculated by using CATS [62] and the strong Argonne  $v_{18}$  potential [70] in  $S$ ,  $P$ , and  $D$  waves. The systematic uncertainties on  $r_0$  associated with the fitting procedure are estimated by i) modifying the upper limit of the fit region to 350 MeV/c and 400 MeV/c, ii) replacing the normalization  $C_{\text{non-femto}}(k^*) = a$  by a linear function, iii) employing different models describing the residual p– $\Lambda$  interaction as discussed later in the text, and iv) modifying the  $\lambda$  parameters by varying the composition of secondary contributions by  $\pm 20\%$ , while keeping the sum of primary and secondary fractions constant.



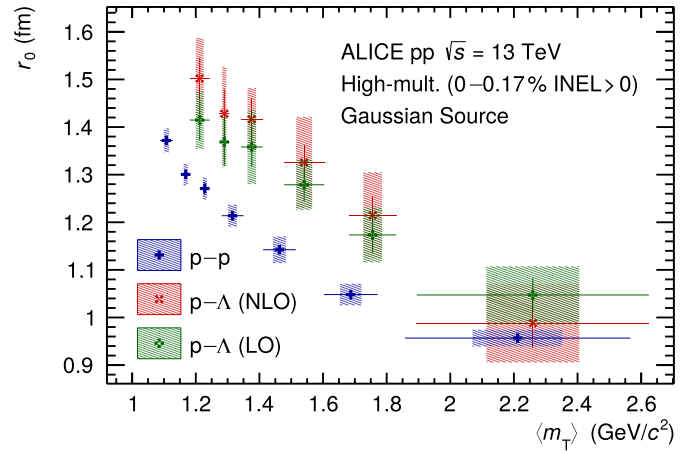
**Fig. 1.** The correlation function of p-p (left) and p- $\Lambda$  (right) as a function of  $k^*$  in one exemplary  $m_T$  interval. Statistical (bars) and systematic (boxes) uncertainties are shown separately. The filled bands depict  $1\sigma$  uncertainties of the fits with  $C_{\text{fit}}(k^*)$  and are obtained by using the Argonne  $v_{18}$  [70] (blue),  $\chi$ EFT LO [71] (green) and  $\chi$ EFT NLO [74] (red) potentials. See text for details.

In comparison to p-p, the theoretical models describing the p- $\Lambda$  interaction are much less constrained since data from hypernuclei and scattering experiments are scarce [41,71–74]. The femtoscopic fit is performed in the range  $k^* \in [0, 224]$  MeV/c. The limited amount of experimental data leaves room for different theoretical descriptions of the p- $\Lambda$  interaction. In the measurement this is accounted for by performing the fits twice, where the S wave function of the p- $\Lambda$  pair is obtained once from chiral effective field theory calculations ( $\chi$ EFT) at leading order (LO) [71] and once from the one at next-to-leading order (NLO) [74]. The systematic uncertainties on  $r_0$  associated with the fit procedure are estimated by i) changing the upper limit of the fit region to 204 MeV/c and 244 MeV/c, ii) replacing the normalization constant  $C_{\text{non-femto}}(k^*) = a$  by a linear function, and iii) modifying the  $\lambda$  parameters by varying  $R_{\Sigma^0/\Lambda}$  by  $\pm 20\%$ .

The systematic uncertainties of the experimental p-p and p- $\Lambda$  correlation function take into consideration all single-particle selection criteria introduced in the previous section, as well as the CPR criteria on the p-p pairs. All criteria are varied simultaneously up to 20% around the nominal values. To limit the bias of statistical fluctuations, only variations with a maximum change of the pair yield of 20% are considered. To obtain the final systematic uncertainty on the source size, the fit procedure is repeated for all variations of the experimental correlation function, using all possible configurations of the fit function. The standard deviation of the resulting distribution for  $r_0$  is considered as the final systematic uncertainty.

In Fig. 1 the p-p and p- $\Lambda$  correlation functions of one representative  $m_T$  interval are shown. The grey boxes represent the systematic uncertainties of the data and correspond to the  $1\sigma$  interval extracted from the variations of the selection criteria. The resulting relative uncertainty of the p-p (p- $\Lambda$ ) correlation function reaches a maximum of 2.4% (6.3%) in the lowest measured  $k^*$  interval. Unlike for meson-meson or baryon-antibaryon pairs, the broad background related to mini-jets is absent for baryon-baryon pairs [41,75]. The width of the fit curves corresponds to the  $1\sigma$  interval extracted from the variations of all the fits. In case of the p-p correlation function, this results in a  $\chi^2/\text{ndf} = 1.9$ . The fit of the p- $\Lambda$  correlation function using  $\chi$ EFT calculations at LO yields a  $\chi^2/\text{ndf} = 0.91$  while the fit using  $\chi$ EFT calculations at NLO yields a  $\chi^2/\text{ndf} = 0.67$ .

Each correlation function in every  $m_T$  interval is fitted and the resulting radii are shown in Fig. 2. The central value corresponds to the mean estimated from the distribution of  $r_0$  obtained from



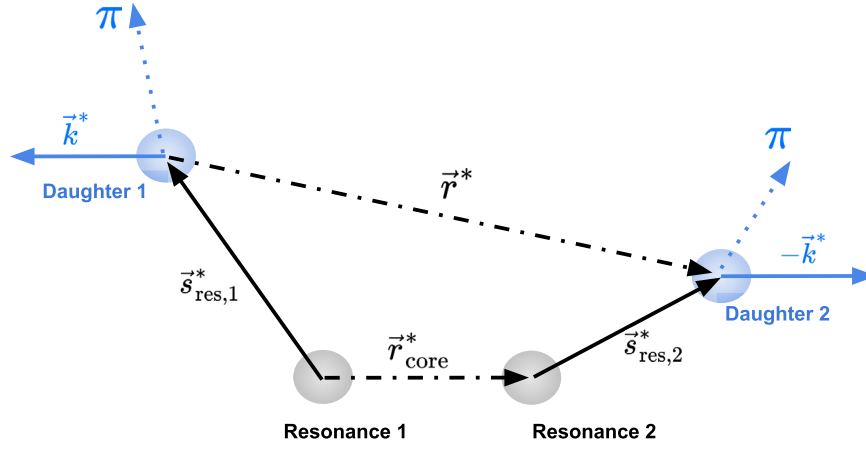
**Fig. 2.** Source radius  $r_0$  as a function of  $\langle m_T \rangle$  for the assumption of a purely Gaussian source. The blue crosses result from fitting the p-p correlation function with the strong Argonne  $v_{18}$  [70] potential. The green squared crosses (red diagonal crosses) result from fitting the p- $\Lambda$  correlation functions with the strong  $\chi$ EFT LO [71] (NLO [74]) potential. Statistical (lines) and systematic (boxes) uncertainties are shown separately.

the systematic variations. The statistical uncertainties are marked with solid lines, while the boxes correspond to the systematic uncertainties. The relative value of the latter is at most 2.4% for the radii extracted from p-p correlations and 8.3% and 5.7% for those extracted from p- $\Lambda$  correlations using the NLO and LO calculations, respectively. The decrease of the source size with increasing  $m_T$  is consistent with a hydrodynamic picture, however, the expected common scaling [16] of the different particle species is not observed for the two considered pair types. The two measurements show a similar trend that is shifted by an offset, indicating that there are differences in the emission of particles.

#### 4. Modeling the short-lived resonances

The effect of short-lived resonances ( $c\tau \lesssim 10$  fm) feeding into protons and  $\Lambda$  baryons could be a possible explanation for the difference between the source sizes determined from p-p and p- $\Lambda$  correlations, which was observed in Fig. 2. In the past, Bose-Einstein correlations between identical pions, measured in heavy-ion collisions, were interpreted in terms of a two-component source. It constitutes a core, which is the origin of primary par-





**Fig. 3.** A sketch representing the modification of  $r_{\text{core}}^*$  into  $r^*$  (dash-dotted lines), due to the presence of resonances (gray disks), decaying into the particles of interest (blue disks). The coordinate system is determined by the rest frame of the two daughters and consistent with Eq. (1), where  $k^*$  represents their momenta (solid blue lines). The blue dotted lines represent the remaining decay products, which are assumed to be single pions. In case of a primordial particle in the initial state instead of a resonance, the latter is not considered ( $\vec{s}_{\text{res},i}^* = 0$ ).

ticles, and a halo, which is the origin of pions produced by the decay of resonances [76]. In a detailed investigation of MC simulations of heavy-ion collisions the source sizes were extracted from  $\pi$ - $\pi$  pairs for systems both with and without the presence of these contributions, and indeed differences of about 1 fm were found [35,77]. Similar effects are expected to arise for baryons, since short-lived resonances such as  $\Delta$  and  $N^*$  decay mainly into a baryon and a pion. The exponential nature of the decay is reflected in the appearance of exponential tails in the source distribution and an effective increase of the source size. Inspired by this picture, a source distribution for baryons is built starting from two components: a Gaussian core and a non-Gaussian halo.

In this work, the resonance yields are taken from the statistical hadronization model (SHM) [78]. Since this study aims at quantifying the effect of strongly decaying resonances on the source distribution, in the following only primordial particles and secondary decay products of short-lived resonances will be considered. According to the SHM, the amount of primordial protons ( $\Lambda$  baryons) are only  $P_p = 35.8\%$  ( $P_\Lambda = 35.6\%$ ) [79], implying that the effect of the secondaries is substantial. For protons, 57 different resonances with lifetimes  $0.5 \text{ fm} < c\tau < 13 \text{ fm}$  are considered. Relative to the total number of protons, 22% originate from the decay of a  $\Delta^{++}$  resonance, 15% from the decay of a  $\Delta^+$  resonance, and 7.2% from a  $\Delta^0$  resonance. The remaining secondary protons originate from heavier  $N^*$ ,  $\Delta$  and  $\Lambda$  resonances, which contribute individually with less than 2%. Similarly, secondary  $\Lambda$  baryons stem from 32 considered resonances with lifetimes  $0.5 \text{ fm} < c\tau < 8.5 \text{ fm}$ . Most prominently  $\Sigma^{*+}$ ,  $\Sigma^{*0}$ , and  $\Sigma^{*-}$  are each the origin of 12% of all  $\Lambda$  baryons, while decays of heavier  $N^*$ ,  $\Lambda$ , and  $\Sigma$  resonances individually contribute with less than 1%. The weighted average of the lifetimes ( $c\tau_{\text{res}}$ ) of the resonances feeding into protons ( $\Lambda$  baryons) is 1.65 fm (4.69 fm), while the weighted average of the masses is 1.36 GeV/ $c^2$  (1.46 GeV/ $c^2$ ). Although the amount of secondaries is similar for protons and  $\Lambda$  baryons, there is a significant difference in the mean lifetime of the corresponding resonances, which is much longer for the  $\Lambda$ . Qualitatively this will imply a larger effective source size for p- $\Lambda$ , as observed in Fig. 2.

In the following the source function  $S(r^*)$  is constructed including the effect of short-lived resonances, assuming that all primordial particles and resonances are emitted from a common Gaussian source of width  $r_{\text{core}}$ . Consequently, the particles studied in the final state can either be primordials or decay products of short-lived resonances. For a pair of particles there are four different scenarios regarding their origin, the frequency of each given by  $P_1 P_2$ ,  $P_1 \tilde{P}_2$ ,

$\tilde{P}_1 P_2$  and  $\tilde{P}_1 \tilde{P}_2$ . Here  $P_{1,2}$  are the fractions of primordial particles and  $\tilde{P}_{1,2} = 1 - P_{1,2}$  the fractions of particles originating from short-lived resonances. The total source is

$$S(r^*) = P_1 P_2 \times S_{P_1 P_2}(r^*) + P_1 \tilde{P}_2 \times S_{P_1 \tilde{P}_2}(r^*) + \tilde{P}_1 P_2 \times S_{\tilde{P}_1 P_2}(r^*) + \tilde{P}_1 \tilde{P}_2 \times S_{\tilde{P}_1 \tilde{P}_2}(r^*). \quad (4)$$

To evaluate  $S(r^*)$ , the required ingredients are the fractions of primordial and secondary particles, and the individual source functions corresponding to the possible combinations for the particle emission. Depending on the average mass and lifetime of the resonances feeding to the particle pair of interest, each of these scenarios will result in slightly different source sizes and shapes. These composite source functions are difficult to compute analytically, however, a simple numerical evaluation, outlined in the following, allows to iteratively build the full source distribution  $S(r^*)$  for a given  $r_{\text{core}}$ . The primordial emission of particles with a relative distance  $r_{\text{core}}^*$  is randomly sampled from a Gaussian with width equal to  $r_{\text{core}}$ . The resulting particles are then, based on the probabilities  $P_{1,2}$  and  $\tilde{P}_{1,2}$ , assigned to be either primordial particles or resonances. The resonances are propagated and their decays are simulated. For simplicity it is assumed that each decay produces one proton ( $\Lambda$ ) and one pion. It was checked that including three-body decays at this stage would have a negligible effect on the extracted radii.

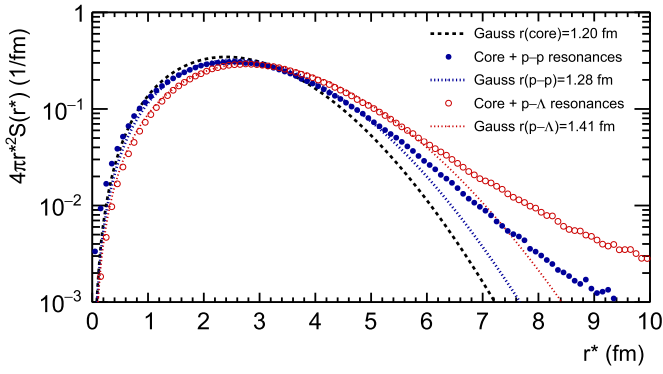
Fig. 3 is a schematic representation of the source modification, which in vector form is given as:

$$\vec{r}^* = \vec{r}_{\text{core}}^* - \vec{s}_{\text{res},1}^* + \vec{s}_{\text{res},2}^*, \quad (5)$$

where  $\vec{s}_{\text{res},1(2)}^*$  is the distance traveled by the first (second) resonance. This is linked to the flight time  $t_{\text{res}}$ , which is sampled from an exponential distribution based on the lifetime of the resonance  $\tau_{\text{res}}$ :

$$\vec{s}_{\text{res}}^* = \vec{p}_{\text{res}}^* \gamma_{\text{res}}^* t_{\text{res}} = \frac{\vec{p}_{\text{res}}^*}{M_{\text{res}}} t_{\text{res}}, \quad (6)$$

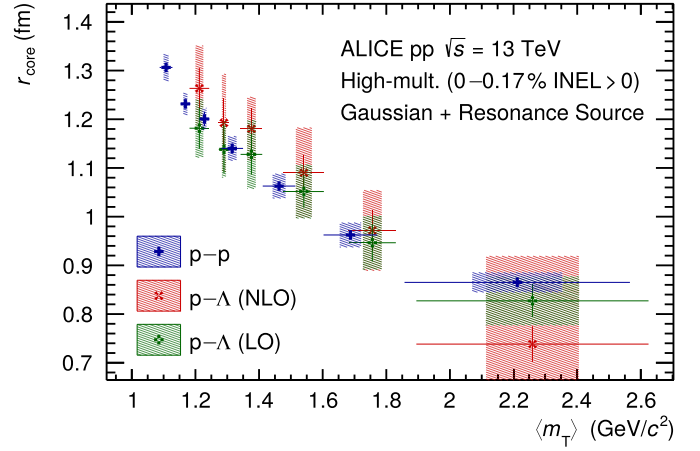
where  $\vec{p}_{\text{res}}^*$  is the momentum and  $M_{\text{res}}$  the mass of the corresponding resonance. For the one-dimensional source function  $S(r^*)$  the absolute value  $r^* = |\vec{r}^*|$  needs to be evaluated. Given the definitions in Eq. (5) and Eq. (6), the required ingredients are  $r_{\text{core}}^*$ , the momenta, masses and lifetimes of the resonances, as well as the angles formed by the three vectors  $\vec{r}_{\text{core}}^*$ ,  $\vec{s}_{\text{res},1}^*$  and  $\vec{s}_{\text{res},2}^*$ .



**Fig. 4.** The source functions for p-p (blue circles) and p- $\Lambda$  (red open circles), generated by folding the exponential expansion due to the decay of the respective parent resonances with a common Gaussian core with  $r_{\text{core}} = 1.2$  fm (dashed black line). Additionally shown are fits with Gaussian distributions (dotted lines) to extract the effective Gaussian source sizes.

The masses and lifetimes of the resonances are fixed to the average values reported above. The remaining unknown parameters, the momenta of the resonances and their relative orientation with respect to  $\vec{r}_{\text{core}}^*$ , are related to the kinematics of the emission. In this work, the EPOS transport model [80] is used to quantify these parameters, by generating high-multiplicity pp events at  $\sqrt{s} = 13$  TeV and selecting the produced primordial protons,  $\Lambda$  baryons and resonances that feed into these particles. Since the yields of the heavier resonances are over-predicted by EPOS, they are weighted such that their average mass  $M_{\text{res}}$  reproduces the expectation from the SHM. The source function  $S(r^*)$  is built by selecting a random  $r_{\text{core}}^*$  and a random emission scenario based on the weights  $P_{1,2}$ , which are known from the SHM. A random EPOS event with the same emission scenario is used to determine  $\vec{p}_{\text{res},1(2)}^*$  and their relative direction to  $\vec{r}_{\text{core}}^*$ . To obtain  $r^*$  the resonances are propagated, using Eq. (5) and (6), and the  $k^*$  of their daughters is evaluated. Only events with small  $k^*$  are relevant for femtoscopy, thus, if the resulting  $k^* > 200$  MeV/c, a new EPOS event is picked. The above procedure is repeated until the resulting  $S(r^*)$  achieves the desired statistical significance.

With this method, the modification of the source size due to the decay of resonances is fixed based on the SHM and EPOS, while the only free fit parameter is the size  $r_{\text{core}}$  of the primordial (core) source. This procedure is used to refit the p-p and p- $\Lambda$  correlation functions. The uncertainties are evaluated in the same way as in the case of the pure Gaussian source. Additional uncertainties due to short-lived resonances decaying into protons ( $\Lambda$  baryons) are accounted for by repeating the fit and altering the mass by 0.2% (0.6%) and the lifetimes by 2% (13%) [56]. When comparing the individual fits of the correlation functions in one  $m_T$  interval with the ones assuming a pure Gaussian source the resulting  $\chi^2$  is found to be similar. This implies that each system can still be described by an effective Gaussian source, albeit losing the direct physical interpretation of the source size. This property becomes evident from Fig. 4, in which the different source functions, used to describe the  $m_T$  bin plotted in Fig. 1, are shown. As expected, after the inclusion of the resonances, the same core function results in different effective sources for p-p and p- $\Lambda$ . The Gaussian parametrization yields an almost equivalent description of the source function up to about  $r^* \sim 6$  fm, while for larger values the new parametrization with inclusion of the resonances shows an exponential tail. Since most of the particles are emitted at lower  $r^*$  values, the corresponding correlation functions are similar. However, one major difference with the new approach is the resulting source size, as the Gaussian core is more compact than the effective sources. The resulting  $m_T$  dependence of  $r_{\text{core}}$  measured with p-p and p- $\Lambda$  pairs is shown in Fig. 5. The relative



**Fig. 5.** Source radius  $r_{\text{core}}$  as a function of  $\langle m_T \rangle$  for the assumption of a Gaussian source with added resonances. The blue crosses result from fitting the p-p correlation function with the strong Argonne  $v_{18}$  [70] potential. The green squared crosses (red diagonal crosses) result from fitting the p- $\Lambda$  correlation functions with the strong  $\chi$ EFT LO [71] (NLO [74]) potential. Statistical (lines) and systematic (boxes) uncertainties are shown separately.

systematic uncertainty is at most 2.6% for the core radii extracted from p-p correlations and 8.4% and 6.2% for those extracted from p- $\Lambda$  correlations using the NLO and LO calculations, respectively. In contrast to a Gaussian source, the new parametrization of the source function provides a common  $m_T$  scaling of  $r_{\text{core}}$  for both p-p and p- $\Lambda$ . This result is compatible with the picture of a common emission source for all baryons and their parent resonances.

## 5. Summary

The results for p-p and p- $\Lambda$  correlations in high-multiplicity pp collisions at  $\sqrt{s} = 13$  TeV demonstrate a clear difference in the effective proton and  $\Lambda$  source sizes if a simple Gaussian source is assumed. A new procedure was developed to quantify for the first time the modification of the source function due to the effect of short-lived resonances. The required input is provided by the statistical hadronization model and the EPOS transport model. The ansatz is that the source function is determined by the convolution of a universal Gaussian core source of size  $r_{\text{core}}$  and a non-Gaussian halo. The former represents a universal emission region for all primordial particles and resonances, while the latter is formed by the decay points of the short-lived resonances. This picture is confirmed by the observation of a common  $m_T$  scaling of  $r_{\text{core}}$  for the p-p and p- $\Lambda$  pairs in high-multiplicity pp collisions, with  $r_{\text{core}} \in [0.85, 1.3]$  fm for  $m_T \in [1.1, 2.2]$  GeV/c<sup>2</sup>. Compared to the values obtained when an effective Gaussian parametrization is used, the overall values are significantly decreased by up to 20%.

The measurement of the core size of a common particle-emitting source, corrected for the effect of strong resonances, will allow for direct comparisons with theoretical models. Additionally, detailed studies of the  $m_T$  dependence of the core radius will enable complementary investigations of collective phenomena in small collision systems.

On the other hand, the assumption of a common core source, modified by the resonances feeding to the particle pair of interest, allows for a quantitative determination of the effective source for any kind of particle pair. First of all, it enables high-precision studies of the interaction potentials of more exotic baryon-baryon pairs [41,42,44] that rely on two-particle correlation measurements in momentum space and use the p-p correlation as a reference to fix the emission source. It is also relevant for coalescence approaches addressing the production of (anti) (hyper) nuclear clusters. A crucial next step is to investigate the applicability of the

new method for meson–meson and baryon–meson correlations. If the same  $m_T$  scaling is observed as for baryons, this will provide an even more precise quantitative understanding of the common particle-emitting source. In any case, such a study will shed further light on the production mechanism of particles and will be a valuable input for transport models.

### Declaration of competing interest

The authors declare that they have no known competing financial interests or personal relationships that could have appeared to influence the work reported in this paper.

### Acknowledgements

The ALICE Collaboration would like to thank all its engineers and technicians for their invaluable contributions to the construction of the experiment and the CERN accelerator teams for the outstanding performance of the LHC complex. The ALICE Collaboration gratefully acknowledges the resources and support provided by all Grid centres and the Worldwide LHC Computing Grid (WLCG) collaboration. The ALICE Collaboration acknowledges the following funding agencies for their support in building and running the ALICE detector: A. I. Alikhanyan National Science Laboratory (Yerevan Physics Institute) Foundation (ANSL), State Committee of Science and World Federation of Scientists (WFS), Armenia; Austrian Academy of Sciences, Austrian Science Fund (FWF): [M 2467-N36] and Nationalstiftung für Forschung, Technologie und Entwicklung, Austria; Ministry of Communications and High Technologies, National Nuclear Research Center, Azerbaijan; Conselho Nacional de Desenvolvimento Científico e Tecnológico (CNPq), Financiadora de Estudos e Projetos (Finep), Fundação de Amparo à Pesquisa do Estado de São Paulo (FAPESP) and Universidade Federal do Rio Grande do Sul (UFRGS), Brazil; Ministry of Education of China (MOEC), Ministry of Science & Technology of China (MSTC) and National Natural Science Foundation of China (NSFC), China; Ministry of Science and Education and Croatian Science Foundation, Croatia; Centro de Aplicaciones Tecnológicas y Desarrollo Nuclear (CEADEN), Cubaenergía, Cuba; Ministry of Education, Youth and Sports of the Czech Republic, Czech Republic; The Danish Council for Independent Research | Natural Sciences, the Villum Fonden and Danish National Research Foundation (DNRF), Denmark; Helsinki Institute of Physics (HIP), Finland; Commissariat à l'Énergie Atomique (CEA) and Institut National de Physique Nucléaire et de Physique des Particules (IN2P3) and Centre National de la Recherche Scientifique (CNRS), France; Bundesministerium für Bildung und Forschung (BMBF) and GSI Helmholtzzentrum für Schwerionenforschung GmbH, Germany; General Secretariat for Research and Technology, Ministry of Education, Research and Religions, Greece; National Research Development and Innovation Office, Hungary; Department of Atomic Energy, Government of India (DAE), Department of Science and Technology, Government of India (DST), University Grants Commission, Government of India (UGC) and Council of Scientific and Industrial Research, India (CSIR), India; Indonesian Institute of Science, Indonesia; Centro Fermi - Museo Storico della Fisica e Centro Studi e Ricerche Enrico Fermi and Istituto Nazionale di Fisica Nucleare (INFN), Italy; Institute for Innovative Science and Technology, Nagasaki Institute of Applied Science (IIST), Japanese Ministry of Education, Culture, Sports, Science and Technology (MEXT) and Japan Society for the Promotion of Science (JSPS) KAKENHI, Japan; Consejo Nacional de Ciencia (CONACYT) y Tecnología, through Fondo de Cooperación Internacional en Ciencia y Tecnología (FONCICYT) and Dirección General de Asuntos del Personal Académico (DGAPA), Mexico; Nederlandse Organisatie voor Wetenschappelijk Onderzoek (NWO), Netherlands; The Research Council of Norway, Norway; Commission on Science

and Technology for Sustainable Development in the South (COMSATS), Pakistan; Pontificia Universidad Católica del Perú, Peru; Ministry of Science and Higher Education, National Science Centre and WUT ID-UB, Poland; Korea Institute of Science and Technology Information and National Research Foundation of Korea (NRF), Republic of Korea; Ministry of Education and Scientific Research, Institute of Atomic Physics and Ministry of Research and Innovation and Institute of Atomic Physics, Romania; Joint Institute for Nuclear Research (JINR), Ministry of Education and Science of the Russian Federation, National Research Centre Kurchatov Institute, Russian Science Foundation and Russian Foundation for Basic Research, Russia; Ministry of Education, Science, Research and Sport of the Slovak Republic, Slovakia; National Research Foundation of South Africa, South Africa; Swedish Research Council (VR) and Knut and Alice Wallenberg Foundation (KAW), Sweden; European Organization for Nuclear Research, Switzerland; Suranaree University of Technology (SUT), National Science and Technology Development Agency (NSDTA) and Office of the Higher Education Commission under NRU project of Thailand, Thailand; Turkish Atomic Energy Agency (TAEK), Turkey; National Academy of Sciences of Ukraine, Ukraine; Science and Technology Facilities Council (STFC), United Kingdom; National Science Foundation of the United States of America (NSF) and United States Department of Energy, Office of Nuclear Physics (DOE NP), United States of America.

### References

- [1] G. Goldhaber, S. Goldhaber, W.-Y. Lee, A. Pais, Influence of Bose-Einstein statistics on the antiproton proton annihilation process, *Phys. Rev.* 120 (1960) 300–312.
- [2] G.I. Kopylov, Like particle correlations as a tool to study the multiple production mechanism, *Phys. Lett. B* 50 (1974) 472–474.
- [3] R. Lednicky, V.L. Lyuboshits, Final state interaction effect on pairing correlations between particles with small relative momenta, *Sov. J. Nucl. Phys.* 35 (1982) 770.
- [4] M. Gyulassy, S.S. Padula, Implications of pion interferometry for O + Au at 200 AGeV, *Phys. Lett. B* 217 (1989) 181–185.
- [5] M.A. Lisa, S. Pratt, R. Soltz, U. Wiedemann, Femtoscopy in relativistic heavy ion collisions, *Annu. Rev. Nucl. Part. Sci.* 55 (2005) 357–402.
- [6] M.A. Lisa, S. Pratt, Femtoscopically probing the freeze-out configuration in heavy ion collisions, in: *Relativistic Heavy Ion Physics*, Springer-Verlag, Berlin, Heidelberg, 2010.
- [7] V. Henzl, et al., Angular dependence in proton–proton correlation functions in central  $^{40}\text{Ca} + ^{40}\text{Ca}$  and  $^{48}\text{Ca} + ^{48}\text{Ca}$  reactions, *Phys. Rev. C* 85 (2012) 014606.
- [8] HADES Collaboration, G. Agakishiev, et al., pp and  $\pi\pi$  intensity interferometry in collisions of Ar + KCl at 1.76 AGeV, *Eur. Phys. J. A* 47 (2011) 63.
- [9] FOPI Collaboration, R. Kotte, et al., Two-proton small-angle correlations in central heavy-ion collisions: a beam-energy and system-size dependent study, *Eur. J. Phys. A* 23 (2005) 271–278.
- [10] WA98 Collaboration, M.M. Aggarwal, et al., Source radii at target rapidity from two-proton and two-deuteron correlations in central Pb + Pb collisions at 158 AGeV, arXiv:0709.2477 [nucl-ex].
- [11] STAR Collaboration, J. Adams, et al., Pion interferometry in Au+Au collisions at  $\sqrt{s_{NN}} = 200$  GeV, *Phys. Rev. C* 71 (2005) 044906.
- [12] ALICE Collaboration, K. Aamodt, et al., Two-pion Bose-Einstein correlations in central Pb–Pb collisions at  $\sqrt{s_{NN}} = 2.76$  TeV, *Phys. Lett. B* 696 (2011) 328–337.
- [13] ALICE Collaboration, B. Abelev, et al., Freeze-out radii extracted from three-pion cumulants in pp, p–Pb and Pb–Pb collisions at the LHC, *Phys. Lett. B* 739 (2014) 139–151.
- [14] ALICE Collaboration, J. Adam, et al., Centrality dependence of pion freeze-out radii in Pb–Pb collisions at  $\sqrt{s_{NN}} = 2.76$  TeV, *Phys. Rev. C* 93 (2) (2016) 024905.
- [15] I. Bearden, et al., Space-time evolution of the hadronic source in peripheral to central Pb+Pb collisions, *Eur. Phys. J. C* 18 (2000) 317–325.
- [16] A. Kisiel, M. Gałażyn, P. Bożek, Pion, kaon, and proton femtoscopy in Pb–Pb collisions at  $\sqrt{s_{NN}}=2.76$  TeV modeled in (3+1) D hydrodynamics, *Phys. Rev. C* 90 (2014) 064914.
- [17] V.M. Shapoval, P. Braun-Munzinger, I.A. Karpenko, Yu.M. Sinyukov, Femtoscopy correlations of kaons in Pb+Pb collisions at LHC within hydrokinetic model, *Nucl. Phys. A* 929 (2014) 1–8.
- [18] ALICE Collaboration, J. Adam, et al., One-dimensional pion, kaon, and proton femtoscopy in Pb–Pb collisions at  $\sqrt{s_{NN}} = 2.76$  TeV, *Phys. Rev. C* 92 (2015) 054908.
- [19] STAR Collaboration, J. Adams, et al., Pion-kaon correlations in central Au + Au collisions at  $\sqrt{s_{NN}} = 130$  GeV, *Phys. Rev. Lett.* 91 (2003) 262302.



- [20] A. Andronic, P. Braun-Munzinger, K. Redlich, J. Stachel, Decoding the phase structure of QCD via particle production at high energy, *Nature* 561 (2018) 321–330.
- [21] K.-J. Sun, C.M. Ko, B. Dönigus, Suppression of light nuclei production in collisions of small systems at the Large Hadron Collider, *Phys. Lett. B* 792 (2019) 132–137.
- [22] K. Blum, M. Takimoto, Nuclear coalescence from correlation functions, *Phys. Rev. C* 99 (2019) 044913.
- [23] F. Bellini, A.P. Kalweit, Testing production scenarios for (anti-)(hyper-)nuclei and exotica at energies available at the CERN Large Hadron Collider, *Phys. Rev. C* 99 (2019) 054905.
- [24] CMS Collaboration, V. Khachatryan, et al., Evidence for collectivity in pp collisions at the LHC, *Phys. Lett. B* 765 (2017) 193–220.
- [25] CMS Collaboration, V. Khachatryan, et al., Observation of long-range near-side angular correlations in proton-proton collisions at the LHC, *J. High Energy Phys.* 09 (2010) 091.
- [26] ALICE Collaboration, J. Adam, et al., Enhanced production of multi-strange hadrons in high-multiplicity proton-proton collisions, *Nat. Phys.* 13 (2017) 535–539.
- [27] ALICE Collaboration, S. Acharya, et al., Multiplicity dependence of light-flavor hadron production in pp collisions at  $\sqrt{s} = 7$  TeV, *Phys. Rev. C* 99 (2) (2019) 024906.
- [28] CMS Collaboration, A.M. Sirunyan, et al., Bose-Einstein correlations in pp, pPb, and PbPb collisions at  $\sqrt{s_{NN}} = 0.9$ –7 TeV, *Phys. Rev. C* 97 (2018) 064912.
- [29] ATLAS Collaboration, G. Aad, et al., Two-particle Bose-Einstein correlations in pp collisions at  $\sqrt{s} = 0.9$  and 7 TeV measured with the ATLAS detector, *Eur. Phys. J. C* 75 (2015) 466.
- [30] ALICE Collaboration, B. Abelev, et al., Charged kaon femtoscopic correlations in pp collisions at  $\sqrt{s} = 7$  TeV, *Phys. Rev. D* 87 (2013) 052016.
- [31] ALICE Collaboration, B. Abelev, et al.,  $K_S^0 - K_S^0$  correlations in pp collisions at  $\sqrt{s} = 7$  TeV from the LHC ALICE experiment, *Phys. Lett. B* 717 (2012) 151–161.
- [32] CMS Collaboration, A.M. Sirunyan, et al., Bose-Einstein correlations of charged hadrons in proton-proton collisions at  $\sqrt{s} = 13$  TeV, *J. High Energy Phys.* 03 (2020) 014.
- [33] T.J. Humanic, Transverse-velocity scaling of femtoscopia in  $\sqrt{s} = 7$  TeV proton-proton collisions, *J. Phys. G* 45 (2018) 055101.
- [34] U.A. Wiedemann, U.W. Heinz, Resonance contributions to HBT correlation radii, *Phys. Rev. C* 56 (1997) 3265–3286.
- [35] A. Kisiel, W. Florkowski, W. Broniowski, Femtoscopia in hydro-inspired models with resonances, *Phys. Rev. C* 73 (2006) 064906.
- [36] Yu.M. Sinyukov, V.M. Shapoval, V.Yu. Naboka, On  $m_T$  dependence of femtoscopia scales for meson and baryon pairs, *Nucl. Phys. A* 946 (2016) 227–239.
- [37] A. Kisiel, Nonidentical-particle femtoscopia at  $\sqrt{s_{NN}} = 200$  GeV in hydrodynamics with statistical hadronization, *Phys. Rev. C* 81 (2010) 064906.
- [38] ALICE Collaboration, K. Aamodt, et al., Femtoscopia of pp collisions at  $\sqrt{s} = 0.9$  and 7 TeV at the LHC with two-pion Bose-Einstein correlations, *Phys. Rev. D* 84 (2011) 112004.
- [39] ALICE Collaboration, J. Adam, et al., Two-pion femtoscopia in p-Pb collisions at  $\sqrt{s_{NN}} = 5.02$  TeV, *Phys. Rev. C* 91 (2015) 034906.
- [40] ALICE Collaboration, S. Acharya, et al., Scattering studies with low-energy kaon-proton femtoscopia in proton-proton collisions at the LHC, *Phys. Rev. Lett.* 124 (9) (2020) 092301.
- [41] ALICE Collaboration, S. Acharya, et al., p-p, p- $\Lambda$  and  $\Lambda$ - $\Lambda$  correlations studied via femtoscopia in pp reactions at  $\sqrt{s} = 7$  TeV, *Phys. Rev. C* 99 (2019) 024001.
- [42] ALICE Collaboration, S. Acharya, et al., Study of the  $\Lambda$ - $\Lambda$  interaction with femtoscopia correlations in pp and p-Pb collisions at the LHC, *Phys. Lett. B* 797 (2019) 134822.
- [43] ALICE Collaboration, S. Acharya, et al., Investigation of the p- $\Sigma^0$  interaction via femtoscopia in pp collisions, *Phys. Lett. B* 805 (2020) 135419.
- [44] ALICE Collaboration, S. Acharya, et al., First observation of an attractive interaction between a proton and a multi-strange baryon, *Phys. Rev. Lett.* 123 (2019) 112002.
- [45] K. Blum, R. Sato, E. Waxman, Cosmic-ray antimatter, arXiv:1709.06507 [astro-ph.HE].
- [46] K. Blum, K.C.Y. Ng, R. Sato, M. Takimoto, Cosmic rays, antihelium, and an old navy spotlight, *Phys. Rev. D* 96 (10) (2017) 103021, arXiv:1704.05431 [astro-ph.HE].
- [47] ALICE Collaboration, B.B. Abelev, et al., Performance of the ALICE Experiment at the CERN LHC, *Int. J. Mod. Phys. A* 29 (2014) 1430044.
- [48] ALICE Collaboration, K. Aamodt, et al., The ALICE experiment at the CERN LHC, *J. Instr.* 3 (2008) S08002.
- [49] ALICE Collaboration, E. Abbas, et al., Performance of the ALICE VZERO system, *J. Instr.* (2013) P10016.
- [50] ALICE Collaboration, S. Acharya, et al., A new laboratory to study hadron-hadron interactions, arXiv:2005.11495 [nucl-ex].
- [51] J. Alme, et al., The ALICE TPC, a large 3-dimensional tracking device with fast readout for ultra-high multiplicity events, *Nucl. Instrum. Methods A* 622 (2010) 316–367.
- [52] A. Akindinov, et al., Performance of the ALICE Time-Of-Flight detector at the LHC, *Eur. Phys. J. Plus* 128 (2013) 44.
- [53] T. Sjöstrand, et al., An introduction to PYTHIA 8.2, *Comput. Phys. Commun.* 191 (2015) 159–177.
- [54] P. Skands, S. Carrazza, J. Rojo, Tuning PYTHIA 8.1: the Monash 2013 Tune, *Eur. Phys. J. C* 74 (8) (2014) 3024.
- [55] R. Brun, F. Bruyant, M. Maire, A. McPherson, P. Zanarini, GEANT3.
- [56] Particle Data Group Collaboration, M. Tanabashi, et al., Review of particle physics, *Phys. Rev. D* 98 (2018) 030001.
- [57] M. Acciarri, et al., Inclusive  $\Sigma^+$  and  $\Sigma^0$  production in hadronic Z decays, *Phys. Lett. A* 479 (2000) 79–88.
- [58] M. Acciarri, et al., Measurement of inclusive production of neutral hadrons from z decays, *Phys. Lett. A* 328 (1994) 223–233.
- [59] HADES Collaboration, J. Adamczewski-Musch, et al.,  $\Sigma^0$  production in proton nucleus collisions near threshold, *Phys. Lett. B* 781 (2018) 735–740.
- [60] STAR Collaboration, G. Van Buren, The  $\Sigma^0/\Lambda$  ratio in high energy nuclear collisions, *J. Phys. G* 31 (2005) S1127–S1130.
- [61] STAR Collaboration, L. Adamczyk, et al., Measurement of interaction between antiprotons, *Nature* 527 (2015) 345–348.
- [62] D.L. Mihaylov, V. Mantovani Sarti, O.W. Arnold, L. Fabbietti, B. Hohlweger, A.M. Mathis, A femtoscopic correlation analysis tool using the Schrödinger equation (CATS), *Eur. Phys. J. C* 78 (2018) 394.
- [63] T. Hatsuda, K. Morita, A. Ohnishi, K. Sasaki,  $p\Sigma^-$  correlation in relativistic heavy ion collisions with nucleon-hyperon interaction from lattice QCD, *Nucl. Phys. A* 967 (2017) 856–859.
- [64] K. Sasaki, et al., Baryon interactions from lattice QCD with physical masses –  $S = -2$  sector –, PoS LATTICE2016 (2017) 116.
- [65] A. Stavinskiy, K. Mikhailov, B. Erazmus, R. Lednický, Residual correlations between decay products of  $\pi^0\pi^0$  and  $p\Sigma^0$  systems, arXiv:0704.3290 [nucl-th].
- [66] Y. Fujiwara, Y. Suzuki, C. Nakamoto, Baryon-Baryon interactions in the SU(6) quark model and their applications to light nuclear systems, *Prog. Part. Nucl. Phys.* 58 (2007) 439–520.
- [67] M.M. Nagels, T.A. Rijken, Y. Yamamoto, Extended-soft-core baryon-baryon model ESC16. II. Hyperon-nucleon interactions, *Phys. Rev. C* 99 (2019) 044003.
- [68] A. Kisiel, H. Zbroszczyk, M. Szymański, Extracting baryon-antibaryon strong-interaction potentials from  $p\bar{\Lambda}$  femtoscopic correlation functions, *Phys. Rev. C* 89 (2014) 054916.
- [69] N. Bock, Femtoscopia of proton-proton collisions in the ALICE experiment, PhD thesis, Ohio State University, 2011, <https://cds.cern.ch/record/2283140>.
- [70] R.B. Wiringa, V.G.J. Stoks, R. Schiavilla, An accurate nucleon-nucleon potential with charge independence breaking, *Phys. Rev. C* 51 (1995) 38–51.
- [71] H. Polinder, J. Haidenbauer, U.-G. Meißner, Hyperon-nucleon interactions—a chiral effective field theory approach, *Nucl. Phys. A* 779 (2006) 244–266.
- [72] J. Haidenbauer, S. Petschauer, N. Kaiser, U.G. Meissner, A. Nogga, W. Weise, Hyperon-nucleon interaction at next-to-leading order in chiral effective field theory, *Nucl. Phys. A* 915 (2013) 24–58.
- [73] A.R. Bodmer, Q.N. Usmani, J. Carlson, Binding energies of hypernuclei and three-body  $\Lambda NN$  forces, *Phys. Rev. C* 29 (1984) 684–687.
- [74] J. Haidenbauer, U.G. Meißner, A. Nogga, Hyperon-nucleon interaction within chiral effective field theory revisited, arXiv:1906.11681 [nucl-th].
- [75] ALICE Collaboration, J. Adam, et al., Insight into particle production mechanisms via angular correlations of identified particles in pp collisions at  $\sqrt{s} = 7$  TeV, *Eur. Phys. J. C* 77 (2017) 569.
- [76] T. Csorgo, B. Lorstad, J. Zimanyi, Bose-Einstein correlations for systems with large halo, *Z. Phys. C* 71 (1996) 491–497.
- [77] J. Bolz, U. Ornik, M. Plümer, B.R. Schlei, R.M. Weiner, Resonance decays and partial coherence in Bose-Einstein correlations, *Phys. Rev. D* 47 (May 1993) 3860–3870.
- [78] F. Becattini, P. Castorina, A. Milov, H. Satz, Predictions of hadron abundances in pp collisions at the LHC, *J. Phys. G* 38 (2011) 025002.
- [79] F. Becattini, Predictions of hadron abundances in pp collisions at the LHC; The results on the amount of primordial protons and  $\Lambda$ 's are private communications based on this work, *J. Phys. G* 38 (2011) 025002.
- [80] T. Pierog, I. Karpenko, J.M. Katzy, E. Yatsenko, K. Werner, EPOS LHC: test of collective hadronization with data measured at the CERN Large Hadron Collider, *Phys. Rev. C* 92 (2015) 034906.

## ALICE Collaboration

S. Acharya<sup>141</sup>, D. Adamová<sup>95</sup>, A. Adler<sup>74</sup>, J. Adolfsson<sup>81</sup>, M.M. Aggarwal<sup>100</sup>, G. Aglieri Rinella<sup>34</sup>, M. Agnello<sup>30</sup>, N. Agrawal<sup>10,54</sup>, Z. Ahammed<sup>141</sup>, S. Ahmad<sup>16</sup>, S.U. Ahn<sup>76</sup>, Z. Akbar<sup>51</sup>, A. Akindinov<sup>92</sup>,



M. Al-Turany<sup>107</sup>, S.N. Alam<sup>40,141</sup>, D.S.D. Albuquerque<sup>122</sup>, D. Aleksandrov<sup>88</sup>, B. Alessandro<sup>59</sup>,  
 H.M. Alfanda<sup>6</sup>, R. Alfaro Molina<sup>71</sup>, B. Ali<sup>16</sup>, Y. Ali<sup>14</sup>, A. Alici<sup>10,26,54</sup>, A. Alkin<sup>2,34</sup>, J. Alme<sup>21</sup>, T. Alt<sup>68</sup>,  
 L. Altenkamper<sup>21</sup>, I. Altsybeev<sup>113</sup>, M.N. Anaam<sup>6</sup>, C. Andrei<sup>48</sup>, D. Andreou<sup>34</sup>, H.A. Andrews<sup>111</sup>,  
 A. Andronic<sup>144</sup>, M. Angeletti<sup>34</sup>, V. Anguelov<sup>104</sup>, C. Anson<sup>15</sup>, T. Antičić<sup>108</sup>, F. Antinori<sup>57</sup>, P. Antonioli<sup>54</sup>,  
 N. Apadula<sup>80</sup>, L. Aphecetche<sup>115</sup>, H. Appelshäuser<sup>68</sup>, S. Arcelli<sup>26</sup>, R. Arnaldi<sup>59</sup>, M. Arratia<sup>80</sup>,  
 I.C. Arsene<sup>20</sup>, M. Arslandok<sup>104</sup>, A. Augustinus<sup>34</sup>, R. Averbeck<sup>107</sup>, S. Aziz<sup>78</sup>, M.D. Azmi<sup>16</sup>, A. Badalà<sup>56</sup>,  
 Y.W. Baek<sup>41</sup>, S. Bagnasco<sup>59</sup>, X. Bai<sup>107</sup>, R. Bailhache<sup>68</sup>, R. Bala<sup>101</sup>, A. Balbino<sup>30</sup>, A. Baldisseri<sup>137</sup>,  
 M. Ball<sup>43</sup>, S. Balouza<sup>105</sup>, D. Banerjee<sup>3</sup>, R. Barbera<sup>27</sup>, L. Barioglio<sup>25</sup>, G.G. Barnaföldi<sup>145</sup>, L.S. Barnby<sup>94</sup>,  
 V. Barret<sup>134</sup>, P. Bartalini<sup>6</sup>, K. Barth<sup>34</sup>, E. Bartsch<sup>68</sup>, F. Baruffaldi<sup>28</sup>, N. Bastid<sup>134</sup>, S. Basu<sup>143</sup>,  
 G. Batigne<sup>115</sup>, B. Batyunya<sup>75</sup>, D. Bauri<sup>49</sup>, J.L. Bazo Alba<sup>112</sup>, I.G. Bearden<sup>89</sup>, C. Beattie<sup>146</sup>, C. Bedda<sup>63</sup>,  
 N.K. Behera<sup>61</sup>, I. Belikov<sup>136</sup>, A.D.C. Bell Hechavarria<sup>144</sup>, F. Bellini<sup>34</sup>, R. Bellwied<sup>125</sup>, V. Belyaev<sup>93</sup>,  
 G. Bencedi<sup>145</sup>, S. Beole<sup>25</sup>, A. Bercuci<sup>48</sup>, Y. Berdnikov<sup>98</sup>, D. Berenyi<sup>145</sup>, R.A. Bertens<sup>130</sup>, D. Berzano<sup>59</sup>,  
 M.G. Besoiu<sup>67</sup>, L. Betev<sup>34</sup>, A. Bhasin<sup>101</sup>, I.R. Bhat<sup>101</sup>, M.A. Bhat<sup>3</sup>, H. Bhatt<sup>49</sup>, B. Bhattacharjee<sup>42</sup>,  
 A. Bianchi<sup>25</sup>, L. Bianchi<sup>25</sup>, N. Bianchi<sup>52</sup>, J. Bielčik<sup>37</sup>, J. Bielčíková<sup>95</sup>, A. Bilandzic<sup>105</sup>, G. Biro<sup>145</sup>,  
 R. Biswas<sup>3</sup>, S. Biswas<sup>3</sup>, J.T. Blair<sup>119</sup>, D. Blau<sup>88</sup>, C. Blume<sup>68</sup>, G. Boca<sup>139</sup>, F. Bock<sup>96</sup>, A. Bogdanov<sup>93</sup>,  
 S. Boi<sup>23</sup>, J. Bok<sup>61</sup>, L. Boldizsár<sup>145</sup>, A. Bolozdynya<sup>93</sup>, M. Bombara<sup>38</sup>, G. Bonomi<sup>140</sup>, H. Borel<sup>137</sup>,  
 A. Borissov<sup>93</sup>, H. Bossi<sup>146</sup>, E. Botta<sup>25</sup>, L. Bratrud<sup>68</sup>, P. Braun-Munzinger<sup>107</sup>, M. Bregant<sup>121</sup>, M. Broz<sup>37</sup>,  
 E. Bruna<sup>59</sup>, G.E. Bruno<sup>106</sup>, M.D. Buckland<sup>127</sup>, D. Budnikov<sup>109</sup>, H. Buesching<sup>68</sup>, S. Bufalino<sup>30</sup>,  
 O. Bugnon<sup>115</sup>, P. Buhler<sup>114</sup>, P. Buncic<sup>34</sup>, Z. Buthelezi<sup>72,131</sup>, J.B. Butt<sup>14</sup>, S.A. Bysiak<sup>118</sup>, D. Caffarri<sup>90</sup>,  
 A. Caliva<sup>107</sup>, E. Calvo Villar<sup>112</sup>, R.S. Camacho<sup>45</sup>, P. Camerini<sup>24</sup>, A.A. Capon<sup>114</sup>, F. Carnesecchi<sup>26</sup>,  
 R. Caron<sup>137</sup>, J. Castillo Castellanos<sup>137</sup>, A.J. Castro<sup>130</sup>, E.A.R. Casula<sup>55</sup>, F. Catalano<sup>30</sup>,  
 C. Ceballos Sanchez<sup>53</sup>, P. Chakraborty<sup>49</sup>, S. Chandra<sup>141</sup>, W. Chang<sup>6</sup>, S. Chapeland<sup>34</sup>, M. Chartier<sup>127</sup>,  
 S. Chattopadhyay<sup>141</sup>, S. Chattopadhyay<sup>110</sup>, A. Chauvin<sup>23</sup>, C. Cheshkov<sup>135</sup>, B. Cheynis<sup>135</sup>,  
 V. Chibante Barroso<sup>34</sup>, D.D. Chinellato<sup>122</sup>, S. Cho<sup>61</sup>, P. Chochula<sup>34</sup>, T. Chowdhury<sup>134</sup>, P. Christakoglou<sup>90</sup>,  
 C.H. Christensen<sup>89</sup>, P. Christiansen<sup>81</sup>, T. Chujo<sup>133</sup>, C. Cicalo<sup>55</sup>, L. Cifarelli<sup>10,26</sup>, F. Cindolo<sup>54</sup>, G. Clai<sup>54,ii</sup>,  
 J. Cleymans<sup>124</sup>, F. Colamaria<sup>53</sup>, D. Colella<sup>53</sup>, A. Collu<sup>80</sup>, M. Colocci<sup>26</sup>, M. Concas<sup>59,iii</sup>,  
 G. Conesa Balbastre<sup>79</sup>, Z. Conesa del Valle<sup>78</sup>, G. Contin<sup>24,60</sup>, J.G. Contreras<sup>37</sup>, T.M. Cormier<sup>96</sup>,  
 Y. Corrales Morales<sup>25</sup>, P. Cortese<sup>31</sup>, M.R. Cosentino<sup>123</sup>, F. Costa<sup>34</sup>, S. Costanza<sup>139</sup>, P. Crochet<sup>134</sup>,  
 E. Cuautle<sup>69</sup>, P. Cui<sup>6</sup>, L. Cunqueiro<sup>96</sup>, D. Dabrowski<sup>142</sup>, T. Dahms<sup>105</sup>, A. Dainese<sup>57</sup>, F.P.A. Damas<sup>115,137</sup>,  
 M.C. Danisch<sup>104</sup>, A. Danu<sup>67</sup>, D. Das<sup>110</sup>, I. Das<sup>110</sup>, P. Das<sup>86</sup>, P. Das<sup>3</sup>, S. Das<sup>3</sup>, A. Dash<sup>86</sup>, S. Dash<sup>49</sup>,  
 S. De<sup>86</sup>, A. De Caro<sup>29</sup>, G. de Cataldo<sup>53</sup>, J. de Cuveland<sup>39</sup>, A. De Falco<sup>23</sup>, D. De Gruttola<sup>10</sup>,  
 N. De Marco<sup>59</sup>, S. De Pasquale<sup>29</sup>, S. Deb<sup>50</sup>, H.F. Degenhardt<sup>121</sup>, K.R. Deja<sup>142</sup>, A. Deloff<sup>85</sup>,  
 S. Delsanto<sup>25,131</sup>, W. Deng<sup>6</sup>, D. Devetak<sup>107</sup>, P. Dhankher<sup>49</sup>, D. Di Bari<sup>33</sup>, A. Di Mauro<sup>34</sup>, R.A. Diaz<sup>8</sup>,  
 T. Dietel<sup>124</sup>, P. Dillenseger<sup>68</sup>, Y. Ding<sup>6</sup>, R. Divià<sup>34</sup>, D.U. Dixit<sup>19</sup>, Ø. Djuvsland<sup>21</sup>, U. Dmitrieva<sup>62</sup>,  
 A. Dobrin<sup>67</sup>, B. Dönigus<sup>68</sup>, O. Dordic<sup>20</sup>, A.K. Dubey<sup>141</sup>, A. Dubla<sup>90,107</sup>, S. Dudi<sup>100</sup>, M. Dukhishyam<sup>86</sup>,  
 P. Dupieux<sup>134</sup>, R.J. Ehlers<sup>96,146</sup>, V.N. Eikeland<sup>21</sup>, D. Elia<sup>53</sup>, E. Epple<sup>146</sup>, B. Erasmus<sup>115</sup>, F. Erhardt<sup>99</sup>,  
 A. Erokhin<sup>113</sup>, M.R. Ersdal<sup>21</sup>, B. Espagnon<sup>78</sup>, G. Eulisse<sup>34</sup>, D. Evans<sup>111</sup>, S. Evdokimov<sup>91</sup>, L. Fabbietti<sup>105</sup>,  
 M. Faggin<sup>28</sup>, J. Faivre<sup>79</sup>, F. Fan<sup>6</sup>, A. Fantoni<sup>52</sup>, M. Fasel<sup>96</sup>, P. Fedichio<sup>30</sup>, A. Feliciello<sup>59</sup>, G. Feofilov<sup>113</sup>,  
 A. Fernández Téllez<sup>45</sup>, A. Ferrero<sup>137</sup>, A. Ferretti<sup>25</sup>, A. Festanti<sup>34</sup>, V.J.G. Feuillard<sup>104</sup>, J. Figiel<sup>118</sup>,  
 S. Filchagin<sup>109</sup>, D. Finogeev<sup>62</sup>, F.M. Fionda<sup>21</sup>, G. Fiorenza<sup>53</sup>, F. Flor<sup>125</sup>, A.N. Flores<sup>119</sup>, S. Foertsch<sup>72</sup>,  
 P. Foka<sup>107</sup>, S. Fokin<sup>88</sup>, E. Fragiaco<sup>60</sup>, U. Frankenfeld<sup>107</sup>, U. Fuchs<sup>34</sup>, C. Furget<sup>79</sup>, A. Furs<sup>62</sup>,  
 M. Fusco Girard<sup>29</sup>, J.J. Gaardhøje<sup>89</sup>, M. Gagliardi<sup>25</sup>, A.M. Gago<sup>112</sup>, A. Gal<sup>136</sup>, C.D. Galvan<sup>120</sup>, P. Ganoti<sup>84</sup>,  
 C. Garabatos<sup>107</sup>, E. Garcia-Solis<sup>11</sup>, K. Garg<sup>115</sup>, C. Gargiulo<sup>34</sup>, A. Garibli<sup>87</sup>, K. Garner<sup>144</sup>, P. Gasik<sup>105,107</sup>,  
 E.F. Gauger<sup>119</sup>, M.B. Gay Ducati<sup>70</sup>, M. Germain<sup>115</sup>, J. Ghosh<sup>110</sup>, P. Ghosh<sup>141</sup>, S.K. Ghosh<sup>3</sup>,  
 M. Giacalone<sup>26</sup>, P. Gianotti<sup>52</sup>, P. Giubellino<sup>59,107</sup>, P. Giubilato<sup>28</sup>, P. Glässel<sup>104</sup>, A. Gomez Ramirez<sup>74</sup>,  
 V. Gonzalez<sup>107,143</sup>, L.H. González-Trueba<sup>71</sup>, S. Gorbunov<sup>39</sup>, L. Görlich<sup>118</sup>, A. Goswami<sup>49</sup>, S. Gotovac<sup>35</sup>,  
 V. Grabski<sup>71</sup>, L.K. Graczykowski<sup>142</sup>, K.L. Graham<sup>111</sup>, L. Greiner<sup>80</sup>, A. Grelli<sup>63</sup>, C. Grigoras<sup>34</sup>,  
 V. Grigoriev<sup>93</sup>, A. Grigoryan<sup>1</sup>, S. Grigoryan<sup>75</sup>, O.S. Groettvik<sup>21</sup>, F. Groa<sup>30,59</sup>, J.F. Grosse-Oetringhaus<sup>34</sup>,  
 R. Grosso<sup>107</sup>, R. Guernane<sup>79</sup>, M. Guittiere<sup>115</sup>, K. Gulbrandsen<sup>89</sup>, T. Gunji<sup>132</sup>, A. Gupta<sup>101</sup>, R. Gupta<sup>101</sup>,  
 I.B. Guzman<sup>45</sup>, R. Haake<sup>146</sup>, M.K. Habib<sup>107</sup>, C. Hadjidakis<sup>78</sup>, H. Hamagaki<sup>82</sup>, G. Hamar<sup>145</sup>, M. Hamid<sup>6</sup>,  
 R. Hannigan<sup>119</sup>, M.R. Haque<sup>63,86</sup>, A. Harlanderova<sup>107</sup>, J.W. Harris<sup>146</sup>, A. Harton<sup>11</sup>, J.A. Hasenbichler<sup>34</sup>,  
 H. Hassan<sup>96</sup>, D. Hatzifotiadou<sup>10,54</sup>, P. Hauer<sup>43</sup>, L.B. Havener<sup>146</sup>, S. Hayashi<sup>132</sup>, S.T. Heckel<sup>105</sup>,  
 E. Hellbär<sup>68</sup>, H. Helstrup<sup>36</sup>, A. Herghelegiu<sup>48</sup>, T. Herman<sup>37</sup>, E.G. Hernandez<sup>45</sup>, G. Herrera Corral<sup>9</sup>,

F. Herrmann<sup>144</sup>, K.F. Hetland<sup>36</sup>, H. Hillemanns<sup>34</sup>, C. Hills<sup>127</sup>, B. Hippolyte<sup>136</sup>, B. Hohlweger<sup>105</sup>, J. Honermann<sup>144</sup>, D. Horak<sup>37</sup>, A. Hornung<sup>68</sup>, S. Hornung<sup>107</sup>, R. Hosokawa<sup>15</sup>, P. Hristov<sup>34</sup>, C. Huang<sup>78</sup>, C. Hughes<sup>130</sup>, P. Huhn<sup>68</sup>, T.J. Humanic<sup>97</sup>, H. Hushnud<sup>110</sup>, L.A. Husova<sup>144</sup>, N. Hussain<sup>42</sup>, S.A. Hussain<sup>14</sup>, D. Hutter<sup>39</sup>, J.P. Iddon<sup>34,127</sup>, R. Ilkaev<sup>109</sup>, H. Ilyas<sup>14</sup>, M. Inaba<sup>133</sup>, G.M. Innocenti<sup>34</sup>, M. Ippolitov<sup>88</sup>, A. Isakov<sup>95</sup>, M.S. Islam<sup>110</sup>, M. Ivanov<sup>107</sup>, V. Ivanov<sup>98</sup>, V. Izucheev<sup>91</sup>, B. Jacak<sup>80</sup>, N. Jacazio<sup>34</sup>, P.M. Jacobs<sup>80</sup>, S. Jadlovská<sup>117</sup>, J. Jadlovský<sup>117</sup>, S. Jaelani<sup>63</sup>, C. Jahnke<sup>121</sup>, M.J. Jakubowska<sup>142</sup>, M.A. Janik<sup>142</sup>, T. Janson<sup>74</sup>, M. Jercic<sup>99</sup>, O. Jevons<sup>111</sup>, M. Jin<sup>125</sup>, F. Jonas<sup>96,144</sup>, P.G. Jones<sup>111</sup>, J. Jung<sup>68</sup>, M. Jung<sup>68</sup>, A. Jusko<sup>111</sup>, P. Kalinák<sup>64</sup>, A. Kalweit<sup>34</sup>, V. Kaplin<sup>93</sup>, S. Kar<sup>6</sup>, A. Karasu Uysal<sup>77</sup>, O. Karavichev<sup>62</sup>, T. Karavicheva<sup>62</sup>, P. Karczmarczyk<sup>34</sup>, E. Karpechev<sup>62</sup>, U. Keschull<sup>74</sup>, R. Keidel<sup>47</sup>, M. Keil<sup>34</sup>, B. Ketzer<sup>43</sup>, Z. Khabanova<sup>90</sup>, A.M. Khan<sup>6</sup>, S. Khan<sup>16</sup>, S.A. Khan<sup>141</sup>, A. Khanzadeev<sup>98</sup>, Y. Kharlov<sup>91</sup>, A. Khatun<sup>16</sup>, A. Khuntia<sup>118</sup>, B. Kileng<sup>36</sup>, B. Kim<sup>61</sup>, B. Kim<sup>133</sup>, D. Kim<sup>147</sup>, D.J. Kim<sup>126</sup>, E.J. Kim<sup>73</sup>, H. Kim<sup>17</sup>, J. Kim<sup>147</sup>, J.S. Kim<sup>41</sup>, J. Kim<sup>104</sup>, J. Kim<sup>147</sup>, J. Kim<sup>73</sup>, M. Kim<sup>104</sup>, S. Kim<sup>18</sup>, T. Kim<sup>147</sup>, T. Kim<sup>147</sup>, S. Kirsch<sup>68</sup>, I. Kisel<sup>39</sup>, S. Kiselev<sup>92</sup>, A. Kisiel<sup>142</sup>, J.L. Klay<sup>5</sup>, C. Klein<sup>68</sup>, J. Klein<sup>34,59</sup>, S. Klein<sup>80</sup>, C. Klein-Bösing<sup>144</sup>, M. Kleiner<sup>68</sup>, A. Kluge<sup>34</sup>, M.L. Knichel<sup>34</sup>, A.G. Knospe<sup>125</sup>, C. Kobdaj<sup>116</sup>, M.K. Köhler<sup>104</sup>, T. Kollegger<sup>107</sup>, A. Kondratyev<sup>75</sup>, N. Kondratyeva<sup>93</sup>, E. Kondratyuk<sup>91</sup>, J. König<sup>68</sup>, S.A. Königstorfer<sup>105</sup>, P.J. Konopka<sup>34</sup>, G. Kornakov<sup>142</sup>, L. Koska<sup>117</sup>, O. Kovalenko<sup>85</sup>, V. Kovalenko<sup>113</sup>, M. Kowalski<sup>118</sup>, I. Králík<sup>64</sup>, A. Kravčáková<sup>38</sup>, L. Kreis<sup>107</sup>, M. Krivda<sup>64,111</sup>, F. Krizek<sup>95</sup>, K. Krizkova Gajdosova<sup>37</sup>, M. Krüger<sup>68</sup>, E. Kryshen<sup>98</sup>, M. Krzewicki<sup>39</sup>, A.M. Kubera<sup>97</sup>, V. Kučera<sup>34,61</sup>, C. Kuhn<sup>136</sup>, P.G. Kuijper<sup>90</sup>, L. Kumar<sup>100</sup>, S. Kundu<sup>86</sup>, P. Kurashvili<sup>85</sup>, A. Kurepin<sup>62</sup>, A.B. Kurepin<sup>62</sup>, A. Kuryakin<sup>109</sup>, S. Kuschpil<sup>95</sup>, J. Kvapil<sup>111</sup>, M.J. Kweon<sup>61</sup>, J.Y. Kwon<sup>61</sup>, Y. Kwon<sup>147</sup>, S.L. La Pointe<sup>39</sup>, P. La Rocca<sup>27</sup>, Y.S. Lai<sup>80</sup>, R. Langoy<sup>129</sup>, K. Lapidus<sup>34</sup>, A. Lardeux<sup>20</sup>, P. Larionov<sup>52</sup>, E. Laudi<sup>34</sup>, R. Lavicka<sup>37</sup>, T. Lazareva<sup>113</sup>, R. Lea<sup>24</sup>, L. Leardini<sup>104</sup>, J. Lee<sup>133</sup>, S. Lee<sup>147</sup>, F. Lehas<sup>90</sup>, S. Lehner<sup>114</sup>, J. Lehrbach<sup>39</sup>, R.C. Lemmon<sup>94</sup>, I. León Monzón<sup>120</sup>, E.D. Lesser<sup>19</sup>, M. Lettrich<sup>34</sup>, P. Lévai<sup>145</sup>, X. Li<sup>12</sup>, X.L. Li<sup>6</sup>, J. Lien<sup>129</sup>, R. Lietava<sup>111</sup>, B. Lim<sup>17</sup>, V. Lindenstruth<sup>39</sup>, A. Lindner<sup>48</sup>, S.W. Lindsay<sup>127</sup>, C. Lippmann<sup>107</sup>, M.A. Lisa<sup>97</sup>, A. Liu<sup>19</sup>, J. Liu<sup>127</sup>, S. Liu<sup>97</sup>, W.J. Llope<sup>143</sup>, I.M. Lofnes<sup>21</sup>, V. Loginov<sup>93</sup>, C. Loizides<sup>96</sup>, P. Loncar<sup>35</sup>, J.A. Lopez<sup>104</sup>, X. Lopez<sup>134</sup>, E. López Torres<sup>8</sup>, J.R. Luhder<sup>144</sup>, M. Lunardon<sup>28</sup>, G. Luparello<sup>60</sup>, Y.G. Ma<sup>40</sup>, A. Maevskaya<sup>62</sup>, M. Mager<sup>34</sup>, S.M. Mahmood<sup>20</sup>, T. Mahmoud<sup>43</sup>, A. Maire<sup>136</sup>, R.D. Majka<sup>146,i</sup>, M. Malaev<sup>98</sup>, Q.W. Malik<sup>20</sup>, L. Malinina<sup>75,iv</sup>, D. Mal'Kevich<sup>92</sup>, P. Malzacher<sup>107</sup>, G. Mandaglio<sup>32,56</sup>, V. Manko<sup>88</sup>, F. Manso<sup>134</sup>, V. Manzari<sup>53</sup>, Y. Mao<sup>6</sup>, M. Marchisone<sup>135</sup>, J. Mareš<sup>66</sup>, G.V. Margagliotti<sup>24</sup>, A. Margotti<sup>54</sup>, J. Margutti<sup>63</sup>, A. Marín<sup>107</sup>, C. Markert<sup>119</sup>, M. Marquard<sup>68</sup>, C.D. Martin<sup>24</sup>, N.A. Martin<sup>104</sup>, P. Martinengo<sup>34</sup>, J.L. Martinez<sup>125</sup>, M.I. Martínez<sup>45</sup>, G. Martínez García<sup>115</sup>, S. Masciocchi<sup>107</sup>, M. Maserà<sup>25</sup>, A. Masoni<sup>55</sup>, L. Massacrier<sup>78</sup>, E. Masson<sup>115</sup>, A. Mastroserio<sup>53,138</sup>, A.M. Mathis<sup>105</sup>, O. Matonoha<sup>81</sup>, P.F.T. Matuoka<sup>121</sup>, A. Matyja<sup>118</sup>, C. Mayer<sup>118</sup>, F. Mazzaschi<sup>25</sup>, M. Mazzilli<sup>53</sup>, M.A. Mazzoni<sup>58</sup>, A.F. Mechler<sup>68</sup>, F. Meddi<sup>22</sup>, Y. Melikyan<sup>62,93</sup>, A. Menchaca-Rocha<sup>71</sup>, C. Mengke<sup>6</sup>, E. Meninno<sup>29,114</sup>, M. Meres<sup>13</sup>, S. Mhlanga<sup>124</sup>, Y. Miake<sup>133</sup>, L. Micheletti<sup>25</sup>, L.C. Migliorin<sup>135</sup>, D.L. Mihaylov<sup>105</sup>, K. Mikhaylov<sup>75,92</sup>, A.N. Mishra<sup>69</sup>, D. Miśkowiec<sup>107</sup>, A. Modak<sup>3</sup>, N. Mohammadi<sup>34</sup>, A.P. Mohanty<sup>63</sup>, B. Mohanty<sup>86</sup>, M. Mohisin Khan<sup>16,v</sup>, Z. Moravcova<sup>89</sup>, C. Mordasini<sup>105</sup>, D.A. Moreira De Godoy<sup>144</sup>, L.A.P. Moreno<sup>45</sup>, I. Morozov<sup>62</sup>, A. Morsch<sup>34</sup>, T. Mrnjavac<sup>34</sup>, V. Muccifora<sup>52</sup>, E. Mudnic<sup>35</sup>, D. Mühlheim<sup>144</sup>, S. Muhuri<sup>141</sup>, J.D. Mulligan<sup>80</sup>, M.G. Munhoz<sup>121</sup>, R.H. Munzer<sup>68</sup>, H. Murakami<sup>132</sup>, S. Murray<sup>124</sup>, L. Musa<sup>34</sup>, J. Musinsky<sup>64</sup>, C.J. Myers<sup>125</sup>, J.W. Myrcha<sup>142</sup>, B. Naik<sup>49</sup>, R. Nair<sup>85</sup>, B.K. Nandi<sup>49</sup>, R. Nania<sup>10,54</sup>, E. Nappi<sup>53</sup>, M.U. Naru<sup>14</sup>, A.F. Nassirpour<sup>81</sup>, C. Nattrass<sup>130</sup>, R. Nayak<sup>49</sup>, T.K. Nayak<sup>86</sup>, S. Nazarenko<sup>109</sup>, A. Neagu<sup>20</sup>, R.A. Negrao De Oliveira<sup>68</sup>, L. Nellen<sup>69</sup>, S.V. Nesbo<sup>36</sup>, G. Neskovic<sup>39</sup>, D. Nesterov<sup>113</sup>, L.T. Neumann<sup>142</sup>, B.S. Nielsen<sup>89</sup>, S. Nikolaev<sup>88</sup>, S. Nikulin<sup>88</sup>, V. Nikulin<sup>98</sup>, F. Noferini<sup>10,54</sup>, P. Nomokonov<sup>75</sup>, J. Norman<sup>79,127</sup>, N. Novitzky<sup>133</sup>, P. Nowakowski<sup>142</sup>, A. Nyanin<sup>88</sup>, J. Nystrand<sup>21</sup>, M. Ogino<sup>82</sup>, A. Ohlson<sup>81,104</sup>, J. Oleniacz<sup>142</sup>, A.C. Oliveira Da Silva<sup>130</sup>, M.H. Oliver<sup>146</sup>, C. Oppedisano<sup>59</sup>, A. Ortiz Velasquez<sup>69</sup>, A. Oskarsson<sup>81</sup>, J. Otwinowski<sup>118</sup>, K. Oyama<sup>82</sup>, Y. Pachmayer<sup>104</sup>, V. Pacik<sup>89</sup>, D. Pagano<sup>140</sup>, G. Paic<sup>69</sup>, J. Pan<sup>143</sup>, S. Panebianco<sup>137</sup>, P. Pareek<sup>50,141</sup>, J. Park<sup>61</sup>, J.E. Parkkila<sup>126</sup>, S. Parmar<sup>100</sup>, S.P. Pathak<sup>125</sup>, B. Paul<sup>23</sup>, H. Pei<sup>6</sup>, T. Peitzmann<sup>63</sup>, X. Peng<sup>6</sup>, L.G. Pereira<sup>70</sup>, H. Pereira Da Costa<sup>137</sup>, D. Peresunko<sup>88</sup>, G.M. Perez<sup>8</sup>, Y. Pestov<sup>4</sup>, V. Petráček<sup>37</sup>, M. Petrovici<sup>48</sup>, R.P. Pezzi<sup>70</sup>, S. Piano<sup>60</sup>, M. Pikna<sup>13</sup>, P. Pillot<sup>115</sup>, O. Pinazza<sup>34,54</sup>, L. Pinsky<sup>125</sup>, C. Pinto<sup>27</sup>, S. Pisano<sup>10,52</sup>, D. Pistone<sup>56</sup>, M. Płoskoń<sup>80</sup>, M. Planinic<sup>99</sup>, F. Pliquett<sup>68</sup>, M.G. Poghosyan<sup>96</sup>, B. Polichtchouk<sup>91</sup>, N. Poljak<sup>99</sup>, A. Pop<sup>48</sup>, S. Porteboeuf-Houssais<sup>134</sup>, V. Pozdniakov<sup>75</sup>, S.K. Prasad<sup>3</sup>, R. Preghenella<sup>54</sup>, F. Prino<sup>59</sup>, C.A. Pruneau<sup>143</sup>, I. Pshenichnov<sup>62</sup>,

M. Puccio<sup>34</sup>, J. Putschke<sup>143</sup>, S. Qiu<sup>90</sup>, L. Quaglia<sup>25</sup>, R.E. Quishpe<sup>125</sup>, S. Ragoni<sup>111</sup>, S. Raha<sup>3</sup>, S. Rajput<sup>101</sup>, J. Rak<sup>126</sup>, A. Rakotozafindrabe<sup>137</sup>, L. Ramello<sup>31</sup>, F. Rami<sup>136</sup>, S.A.R. Ramirez<sup>45</sup>, R. Raniwala<sup>102</sup>, S. Raniwala<sup>102</sup>, S.S. Räsänen<sup>44</sup>, R. Rath<sup>50</sup>, V. Ratza<sup>43</sup>, I. Ravasenga<sup>90</sup>, K.F. Read<sup>96,130</sup>, A.R. Redelbach<sup>39</sup>, K. Redlich<sup>85,vi</sup>, A. Rehman<sup>21</sup>, P. Reichelt<sup>68</sup>, F. Reidt<sup>34</sup>, X. Ren<sup>6</sup>, R. Renfordt<sup>68</sup>, Z. Rescakova<sup>38</sup>, K. Reygers<sup>104</sup>, V. Riabov<sup>98</sup>, T. Richert<sup>81,89</sup>, M. Richter<sup>20</sup>, P. Riedler<sup>34</sup>, W. Riegler<sup>34</sup>, F. Riggi<sup>27</sup>, C. Ristea<sup>67</sup>, S.P. Rode<sup>50</sup>, M. Rodríguez Cahuantzi<sup>45</sup>, K. Røed<sup>20</sup>, R. Rogalev<sup>91</sup>, E. Rogochaya<sup>75</sup>, D. Rohr<sup>34</sup>, D. Röhrich<sup>21</sup>, P.S. Rokita<sup>142</sup>, F. Ronchetti<sup>52</sup>, A. Rosano<sup>56</sup>, E.D. Rosas<sup>69</sup>, K. Roslon<sup>142</sup>, A. Rossi<sup>28,57</sup>, A. Rotondi<sup>139</sup>, A. Roy<sup>50</sup>, P. Roy<sup>110</sup>, O.V. Rueda<sup>81</sup>, R. Rui<sup>24</sup>, B. Rumyantsev<sup>75</sup>, A. Rustamov<sup>87</sup>, E. Ryabinkin<sup>88</sup>, Y. Ryabov<sup>98</sup>, A. Rybicki<sup>118</sup>, H. Ryttonen<sup>126</sup>, O.A.M. Saarimaki<sup>44</sup>, S. Sadhu<sup>141</sup>, S. Sadovsky<sup>91</sup>, K. Šafařík<sup>37</sup>, S.K. Saha<sup>141</sup>, B. Sahoo<sup>49</sup>, P. Sahoo<sup>49</sup>, R. Sahoo<sup>50</sup>, S. Sahoo<sup>65</sup>, P.K. Sahu<sup>65</sup>, J. Saini<sup>141</sup>, S. Sakai<sup>133</sup>, S. Sambyal<sup>101</sup>, V. Samsonov<sup>93,98</sup>, D. Sarkar<sup>143</sup>, N. Sarkar<sup>141</sup>, P. Sarma<sup>42</sup>, V.M. Sarti<sup>105</sup>, M.H.P. Sas<sup>63</sup>, E. Scapparone<sup>54</sup>, J. Schambach<sup>119</sup>, H.S. Scheid<sup>68</sup>, C. Schiaua<sup>48</sup>, R. Schicker<sup>104</sup>, A. Schmah<sup>104</sup>, C. Schmidt<sup>107</sup>, H.R. Schmidt<sup>103</sup>, M.O. Schmidt<sup>104</sup>, M. Schmidt<sup>103</sup>, N.V. Schmidt<sup>68,96</sup>, A.R. Schmier<sup>130</sup>, J. Schukraft<sup>89</sup>, Y. Schutz<sup>136</sup>, K. Schwarz<sup>107</sup>, K. Schweda<sup>107</sup>, G. Scioli<sup>26</sup>, E. Scomparin<sup>59</sup>, J.E. Seger<sup>15</sup>, Y. Sekiguchi<sup>132</sup>, D. Sekihata<sup>132</sup>, I. Selyuzhenkov<sup>93,107</sup>, S. Senyukov<sup>136</sup>, D. Serebryakov<sup>62</sup>, A. Sevcenco<sup>67</sup>, A. Shabanov<sup>62</sup>, A. Shabetai<sup>115</sup>, R. Shahoyan<sup>34</sup>, W. Shaikh<sup>110</sup>, A. Shangaraev<sup>91</sup>, A. Sharma<sup>100</sup>, A. Sharma<sup>101</sup>, H. Sharma<sup>118</sup>, M. Sharma<sup>101</sup>, N. Sharma<sup>100</sup>, S. Sharma<sup>101</sup>, K. Shigaki<sup>46</sup>, M. Shimomura<sup>83</sup>, S. Shirinkin<sup>92</sup>, Q. Shou<sup>40</sup>, Y. Sibiriak<sup>88</sup>, S. Siddhanta<sup>55</sup>, T. Siemiarczuk<sup>85</sup>, D. Silvermyr<sup>81</sup>, G. Simatovic<sup>90</sup>, G. Simonetti<sup>34</sup>, B. Singh<sup>105</sup>, R. Singh<sup>86</sup>, R. Singh<sup>101</sup>, R. Singh<sup>50</sup>, V.K. Singh<sup>141</sup>, V. Singhal<sup>141</sup>, T. Sinha<sup>110</sup>, B. Sitar<sup>13</sup>, M. Sitta<sup>31</sup>, T.B. Skaali<sup>20</sup>, M. Slupecki<sup>44</sup>, N. Smirnov<sup>146</sup>, R.J.M. Snellings<sup>63</sup>, C. Soncco<sup>112</sup>, J. Song<sup>125</sup>, A. Songmoolnak<sup>116</sup>, F. Soramel<sup>28</sup>, S. Sorensen<sup>130</sup>, I. Sputowska<sup>118</sup>, J. Stachel<sup>104</sup>, I. Stan<sup>67</sup>, P.J. Steffanic<sup>130</sup>, E. Stenlund<sup>81</sup>, S.F. Stiefelmaier<sup>104</sup>, D. Stocco<sup>115</sup>, M.M. Stortvedt<sup>36</sup>, L.D. Stritto<sup>29</sup>, A.A.P. Suaide<sup>121</sup>, T. Sugitate<sup>46</sup>, C. Suire<sup>78</sup>, M. Suleymanov<sup>14</sup>, M. Suljic<sup>34</sup>, R. Sultanov<sup>92</sup>, M. Šumbera<sup>95</sup>, V. Sumberia<sup>101</sup>, S. Sumowidagdo<sup>51</sup>, S. Swain<sup>65</sup>, A. Szabo<sup>13</sup>, I. Szarka<sup>13</sup>, U. Tabassam<sup>14</sup>, S.F. Taghavi<sup>105</sup>, G. TAILLEPIED<sup>134</sup>, J. Takahashi<sup>122</sup>, G.J. Tambave<sup>21</sup>, S. Tang<sup>6,134</sup>, M. Tarhini<sup>115</sup>, M.G. Tarzila<sup>48</sup>, A. Tauro<sup>34</sup>, G. Tejada Muñoz<sup>45</sup>, A. Telesca<sup>34</sup>, L. Terlizzi<sup>25</sup>, C. Terrevoli<sup>125</sup>, D. Thakur<sup>50</sup>, S. Thakur<sup>141</sup>, D. Thomas<sup>119</sup>, F. Thoresen<sup>89</sup>, R. Tieulent<sup>135</sup>, A. Tikhonov<sup>62</sup>, A.R. Timmins<sup>125</sup>, A. Toia<sup>68</sup>, N. Topilskaya<sup>62</sup>, M. Toppi<sup>52</sup>, F. Torres-Acosta<sup>19</sup>, S.R. Torres<sup>37</sup>, A. Trifiró<sup>32,56</sup>, S. Tripathy<sup>50,69</sup>, T. Tripathy<sup>49</sup>, S. Trogolo<sup>28</sup>, G. Trombetta<sup>33</sup>, L. Tropp<sup>38</sup>, V. Trubnikov<sup>2</sup>, W.H. Trzaska<sup>126</sup>, T.P. Trzcinski<sup>142</sup>, B.A. Trzeciak<sup>37,63</sup>, A. Tumkin<sup>109</sup>, R. Turrisi<sup>57</sup>, T.S. Tveter<sup>20</sup>, K. Ullaland<sup>21</sup>, E.N. Umaka<sup>125</sup>, A. Uras<sup>135</sup>, G.L. Usai<sup>23</sup>, M. Vala<sup>38</sup>, N. Valle<sup>139</sup>, S. Vallerio<sup>59</sup>, N. van der Kolk<sup>63</sup>, L.V.R. van Doremalen<sup>63</sup>, M. van Leeuwen<sup>63</sup>, P. Vande Vyvre<sup>34</sup>, D. Varga<sup>145</sup>, Z. Varga<sup>145</sup>, M. Varga-Kofarago<sup>145</sup>, A. Vargas<sup>45</sup>, M. Vasileiou<sup>84</sup>, A. Vasiliev<sup>88</sup>, O. Vázquez Doce<sup>105</sup>, V. Vechernin<sup>113</sup>, E. Vercellin<sup>25</sup>, S. Vergara Limón<sup>45</sup>, L. Vermunt<sup>63</sup>, R. Vernet<sup>7</sup>, R. Vértesi<sup>145</sup>, L. Vickovic<sup>35</sup>, Z. Vilakazi<sup>131</sup>, O. Villalobos Baillie<sup>111</sup>, G. Vino<sup>53</sup>, A. Vinogradov<sup>88</sup>, T. Virgili<sup>29</sup>, V. Vislavicius<sup>89</sup>, A. Vodopyanov<sup>75</sup>, B. Volkel<sup>34</sup>, M.A. Völkl<sup>103</sup>, K. Voloshin<sup>92</sup>, S.A. Voloshin<sup>143</sup>, G. Volpe<sup>33</sup>, B. von Haller<sup>34</sup>, I. Vorobyev<sup>105</sup>, D. Voscek<sup>117</sup>, J. Vrláková<sup>38</sup>, B. Wagner<sup>21</sup>, M. Weber<sup>114</sup>, A. Wegrzynek<sup>34</sup>, S.C. Wenzel<sup>34</sup>, J.P. Wessels<sup>144</sup>, J. Wiechula<sup>68</sup>, J. Wikne<sup>20</sup>, G. Wilk<sup>85</sup>, J. Wilkinson<sup>10,54</sup>, G.A. Willems<sup>144</sup>, E. Willsher<sup>111</sup>, B. Windelband<sup>104</sup>, M. Winn<sup>137</sup>, W.E. Witt<sup>130</sup>, J.R. Wright<sup>119</sup>, Y. Wu<sup>128</sup>, R. Xu<sup>6</sup>, S. Yalcin<sup>77</sup>, Y. Yamaguchi<sup>46</sup>, K. Yamakawa<sup>46</sup>, S. Yang<sup>21</sup>, S. Yano<sup>137</sup>, Z. Yin<sup>6</sup>, H. Yokoyama<sup>63</sup>, I.-K. Yoo<sup>17</sup>, J.H. Yoon<sup>61</sup>, S. Yuan<sup>21</sup>, A. Yuncu<sup>104</sup>, V. Yurchenko<sup>2</sup>, V. Zaccaro<sup>24</sup>, A. Zaman<sup>14</sup>, C. Zampolli<sup>34</sup>, H.J.C. Zanoli<sup>63</sup>, N. Zardoshti<sup>34</sup>, A. Zarochentsev<sup>113</sup>, P. Závada<sup>66</sup>, N. Zaviyalov<sup>109</sup>, H. Zbroszczyk<sup>142</sup>, M. Zhalov<sup>98</sup>, S. Zhang<sup>40</sup>, X. Zhang<sup>6</sup>, Z. Zhang<sup>6</sup>, V. Zherebchevskii<sup>113</sup>, D. Zhou<sup>6</sup>, Y. Zhou<sup>89</sup>, Z. Zhou<sup>21</sup>, J. Zhu<sup>6,107</sup>, Y. Zhu<sup>6</sup>, A. Zichichi<sup>10,26</sup>, G. Zinovjev<sup>2</sup>, N. Zurlo<sup>140</sup>

<sup>1</sup> A.I. Alikhanyan National Science Laboratory (Yerevan Physics Institute) Foundation, Yerevan, Armenia

<sup>2</sup> Bogolyubov Institute for Theoretical Physics, National Academy of Sciences of Ukraine, Kiev, Ukraine

<sup>3</sup> Bose Institute, Department of Physics and Centre for Astroparticle Physics and Space Science (CAPSS), Kolkata, India

<sup>4</sup> Budker Institute for Nuclear Physics, Novosibirsk, Russia

<sup>5</sup> California Polytechnic State University, San Luis Obispo, CA, United States

<sup>6</sup> Central China Normal University, Wuhan, China

<sup>7</sup> Centre de Calcul de l'IN2P3, Villeurbanne, Lyon, France

<sup>8</sup> Centro de Aplicaciones Tecnológicas y Desarrollo Nuclear (CEADEN), Havana, Cuba

<sup>9</sup> Centro de Investigación y de Estudios Avanzados (CINVESTAV), Mexico City and Mérida, Mexico

<sup>10</sup> Centro Fermi - Museo Storico della Fisica e Centro Studi e Ricerche 'Enrico Fermi', Rome, Italy

<sup>11</sup> Chicago State University, Chicago, IL, United States

<sup>12</sup> China Institute of Atomic Energy, Beijing, China

<sup>13</sup> Comenius University Bratislava, Faculty of Mathematics, Physics and Informatics, Bratislava, Slovakia

- 14 COMSATS University Islamabad, Islamabad, Pakistan  
 15 Creighton University, Omaha, NE, United States  
 16 Department of Physics, Aligarh Muslim University, Aligarh, India  
 17 Department of Physics, Pusan National University, Pusan, Republic of Korea  
 18 Department of Physics, Sejong University, Seoul, Republic of Korea  
 19 Department of Physics, University of California, Berkeley, CA, United States  
 20 Department of Physics, University of Oslo, Oslo, Norway  
 21 Department of Physics and Technology, University of Bergen, Bergen, Norway  
 22 Dipartimento di Fisica dell'Università 'La Sapienza' and Sezione INFN, Rome, Italy  
 23 Dipartimento di Fisica dell'Università and Sezione INFN, Cagliari, Italy  
 24 Dipartimento di Fisica dell'Università and Sezione INFN, Trieste, Italy  
 25 Dipartimento di Fisica dell'Università and Sezione INFN, Turin, Italy  
 26 Dipartimento di Fisica e Astronomia dell'Università and Sezione INFN, Bologna, Italy  
 27 Dipartimento di Fisica e Astronomia dell'Università and Sezione INFN, Catania, Italy  
 28 Dipartimento di Fisica e Astronomia dell'Università and Sezione INFN, Padova, Italy  
 29 Dipartimento di Fisica 'E.R. Caianiello' dell'Università and Gruppo Collegato INFN, Salerno, Italy  
 30 Dipartimento DISAT del Politecnico and Sezione INFN, Turin, Italy  
 31 Dipartimento di Scienze e Innovazione Tecnologica dell'Università del Piemonte Orientale and INFN Sezione di Torino, Alessandria, Italy  
 32 Dipartimento di Scienze MIFT, Università di Messina, Messina, Italy  
 33 Dipartimento Interateneo di Fisica 'M. Merlin' and Sezione INFN, Bari, Italy  
 34 European Organization for Nuclear Research (CERN), Geneva, Switzerland  
 35 Faculty of Electrical Engineering, Mechanical Engineering and Naval Architecture, University of Split, Split, Croatia  
 36 Faculty of Engineering and Science, Western Norway University of Applied Sciences, Bergen, Norway  
 37 Faculty of Nuclear Sciences and Physical Engineering, Czech Technical University in Prague, Prague, Czech Republic  
 38 Faculty of Science, P.J. Šafárik University, Košice, Slovakia  
 39 Frankfurt Institute for Advanced Studies, Johann Wolfgang Goethe-Universität Frankfurt, Frankfurt, Germany  
 40 Fudan University, Shanghai, China  
 41 Gangneung-Wonju National University, Gangneung, Republic of Korea  
 42 Gauhati University, Department of Physics, Guwahati, India  
 43 Helmholtz-Institut für Strahlen- und Kernphysik, Rheinische Friedrich-Wilhelms-Universität Bonn, Bonn, Germany  
 44 Helsinki Institute of Physics (HIP), Helsinki, Finland  
 45 High Energy Physics Group, Universidad Autónoma de Puebla, Puebla, Mexico  
 46 Hiroshima University, Hiroshima, Japan  
 47 Hochschule Worms, Zentrum für Technologietransfer und Telekommunikation (ZTT), Worms, Germany  
 48 Horia Hulubei National Institute of Physics and Nuclear Engineering, Bucharest, Romania  
 49 Indian Institute of Technology Bombay (IIT), Mumbai, India  
 50 Indian Institute of Technology Indore, Indore, India  
 51 Indonesian Institute of Sciences, Jakarta, Indonesia  
 52 INFN, Laboratori Nazionali di Frascati, Frascati, Italy  
 53 INFN, Sezione di Bari, Bari, Italy  
 54 INFN, Sezione di Bologna, Bologna, Italy  
 55 INFN, Sezione di Cagliari, Cagliari, Italy  
 56 INFN, Sezione di Catania, Catania, Italy  
 57 INFN, Sezione di Padova, Padova, Italy  
 58 INFN, Sezione di Roma, Rome, Italy  
 59 INFN, Sezione di Torino, Turin, Italy  
 60 INFN, Sezione di Trieste, Trieste, Italy  
 61 Inha University, Incheon, Republic of Korea  
 62 Institute for Nuclear Research, Academy of Sciences, Moscow, Russia  
 63 Institute for Subatomic Physics, Utrecht University/Nikhef, Utrecht, Netherlands  
 64 Institute of Experimental Physics, Slovak Academy of Sciences, Košice, Slovakia  
 65 Institute of Physics, Homi Bhabha National Institute, Bhubaneswar, India  
 66 Institute of Physics of the Czech Academy of Sciences, Prague, Czech Republic  
 67 Institute of Space Science (ISS), Bucharest, Romania  
 68 Institut für Kernphysik, Johann Wolfgang Goethe-Universität Frankfurt, Frankfurt, Germany  
 69 Instituto de Ciencias Nucleares, Universidad Nacional Autónoma de México, Mexico City, Mexico  
 70 Instituto de Física, Universidade Federal do Rio Grande do Sul (UFRGS), Porto Alegre, Brazil  
 71 Instituto de Física, Universidad Nacional Autónoma de México, Mexico City, Mexico  
 72 iThemba LABS, National Research Foundation, Somerset West, South Africa  
 73 Jeonbuk National University, Jeonju, Republic of Korea  
 74 Johann-Wolfgang-Goethe Universität Frankfurt Institut für Informatik, Fachbereich Informatik und Mathematik, Frankfurt, Germany  
 75 Joint Institute for Nuclear Research (JINR), Dubna, Russia  
 76 Korea Institute of Science and Technology Information, Daejeon, Republic of Korea  
 77 KTO Karatay University, Konya, Turkey  
 78 Laboratoire de Physique des 2 Infinis, Irène Joliot-Curie, Orsay, France  
 79 Laboratoire de Physique Subatomique et de Cosmologie, Université Grenoble-Alpes, CNRS-IN2P3, Grenoble, France  
 80 Lawrence Berkeley National Laboratory, Berkeley, CA, United States  
 81 Lund University Department of Physics, Division of Particle Physics, Lund, Sweden  
 82 Nagasaki Institute of Applied Science, Nagasaki, Japan  
 83 Nara Women's University (NWU), Nara, Japan  
 84 National and Kapodistrian University of Athens, School of Science, Department of Physics, Athens, Greece  
 85 National Centre for Nuclear Research, Warsaw, Poland  
 86 National Institute of Science Education and Research, Homi Bhabha National Institute, Jatni, India  
 87 National Nuclear Research Center, Baku, Azerbaijan  
 88 National Research Centre Kurchatov Institute, Moscow, Russia  
 89 Niels Bohr Institute, University of Copenhagen, Copenhagen, Denmark  
 90 Nikhef, National institute for subatomic physics, Amsterdam, Netherlands  
 91 NRC Kurchatov Institute IHEP, Protvino, Russia  
 92 NRC «Kurchatov Institute» - ITEP, Moscow, Russia  
 93 NRNU Moscow Engineering Physics Institute, Moscow, Russia



- 94 Nuclear Physics Group, STFC Daresbury Laboratory, Daresbury, United Kingdom  
 95 Nuclear Physics Institute of the Czech Academy of Sciences, Řež u Prahy, Czech Republic  
 96 Oak Ridge National Laboratory, Oak Ridge, TN, United States  
 97 Ohio State University, Columbus, OH, United States  
 98 Petersburg Nuclear Physics Institute, Gatchina, Russia  
 99 Physics department, Faculty of Science, University of Zagreb, Zagreb, Croatia  
 100 Physics Department, Panjab University, Chandigarh, India  
 101 Physics Department, University of Jammu, Jammu, India  
 102 Physics Department, University of Rajasthan, Jaipur, India  
 103 Physikalisches Institut, Eberhard-Karls-Universität Tübingen, Tübingen, Germany  
 104 Physikalisches Institut, Ruprecht-Karls-Universität Heidelberg, Heidelberg, Germany  
 105 Physik Department, Technische Universität München, Munich, Germany  
 106 Politecnico di Bari, Bari, Italy  
 107 Research Division and ExtreMe Matter Institute EMMI, GSI Helmholtzzentrum für Schwerionenforschung GmbH, Darmstadt, Germany  
 108 Rudjer Bošković Institute, Zagreb, Croatia  
 109 Russian Federal Nuclear Center (VNIIEF), Sarov, Russia  
 110 Saha Institute of Nuclear Physics, Homi Bhabha National Institute, Kolkata, India  
 111 School of Physics and Astronomy, University of Birmingham, Birmingham, United Kingdom  
 112 Sección Física, Departamento de Ciencias, Pontificia Universidad Católica del Perú, Lima, Peru  
 113 St. Petersburg State University, St. Petersburg, Russia  
 114 Stefan Meyer Institut für Subatomare Physik (SMI), Vienna, Austria  
 115 SUBATECH, IMT Atlantique, Université de Nantes, CNRS-IN2P3, Nantes, France  
 116 Suranaree University of Technology, Nakhon Ratchasima, Thailand  
 117 Technical University of Košice, Košice, Slovakia  
 118 The Henryk Niewodniczanski Institute of Nuclear Physics, Polish Academy of Sciences, Cracow, Poland  
 119 The University of Texas at Austin, Austin, TX, United States  
 120 Universidad Autónoma de Sinaloa, Culiacán, Mexico  
 121 Universidade de São Paulo (USP), São Paulo, Brazil  
 122 Universidade Estadual de Campinas (UNICAMP), Campinas, Brazil  
 123 Universidade Federal do ABC, Santo Andre, Brazil  
 124 University of Cape Town, Cape Town, South Africa  
 125 University of Houston, Houston, TX, United States  
 126 University of Jyväskylä, Jyväskylä, Finland  
 127 University of Liverpool, Liverpool, United Kingdom  
 128 University of Science and Technology of China, Hefei, China  
 129 University of South-Eastern Norway, Tonsberg, Norway  
 130 University of Tennessee, Knoxville, TN, United States  
 131 University of the Witwatersrand, Johannesburg, South Africa  
 132 University of Tokyo, Tokyo, Japan  
 133 University of Tsukuba, Tsukuba, Japan  
 134 Université Clermont Auvergne, CNRS/IN2P3, LPC, Clermont-Ferrand, France  
 135 Université de Lyon, Université Lyon 1, CNRS/IN2P3, IPN-Lyon, Villeurbanne, Lyon, France  
 136 Université de Strasbourg, CNRS, IPHC UMR 7178, F-67000 Strasbourg, France  
 137 Université Paris-Saclay Centre d'Etudes de Saclay (CEA), IRFU, Département de Physique Nucléaire (DPhN), Saclay, France  
 138 Università degli Studi di Foggia, Foggia, Italy  
 139 Università degli Studi di Pavia, Pavia, Italy  
 140 Università di Brescia, Brescia, Italy  
 141 Variable Energy Cyclotron Centre, Homi Bhabha National Institute, Kolkata, India  
 142 Warsaw University of Technology, Warsaw, Poland  
 143 Wayne State University, Detroit, MI, United States  
 144 Westfälische Wilhelms-Universität Münster, Institut für Kernphysik, Münster, Germany  
 145 Wigner Research Centre for Physics, Budapest, Hungary  
 146 Yale University, New Haven, CT, United States  
 147 Yonsei University, Seoul, Republic of Korea

- i Deceased.  
 ii Italian National Agency for New Technologies, Energy and Sustainable Economic Development (ENEA), Bologna, Italy.  
 iii Dipartimento DET del Politecnico di Torino, Turin, Italy.  
 iv M.V. Lomonosov Moscow State University, D.V. Skobeltsyn Institute of Nuclear, Physics, Moscow, Russia.  
 v Department of Applied Physics, Aligarh Muslim University, Aligarh, India.  
 vi Institute of Theoretical Physics, University of Wrocław, Poland.